



Two-Day Awareness Programme for Architecture Students on 'Innovative Construction Technologies , Best Construction Practices & Thermal Comfort for Affordable Housing'

Location: **Department of Planning & Architecture , Mizoram University, Aizawl** | Date: 27/02/2023 -28/02/2023

Climate Smart Building Cell - Light House Project Agartala

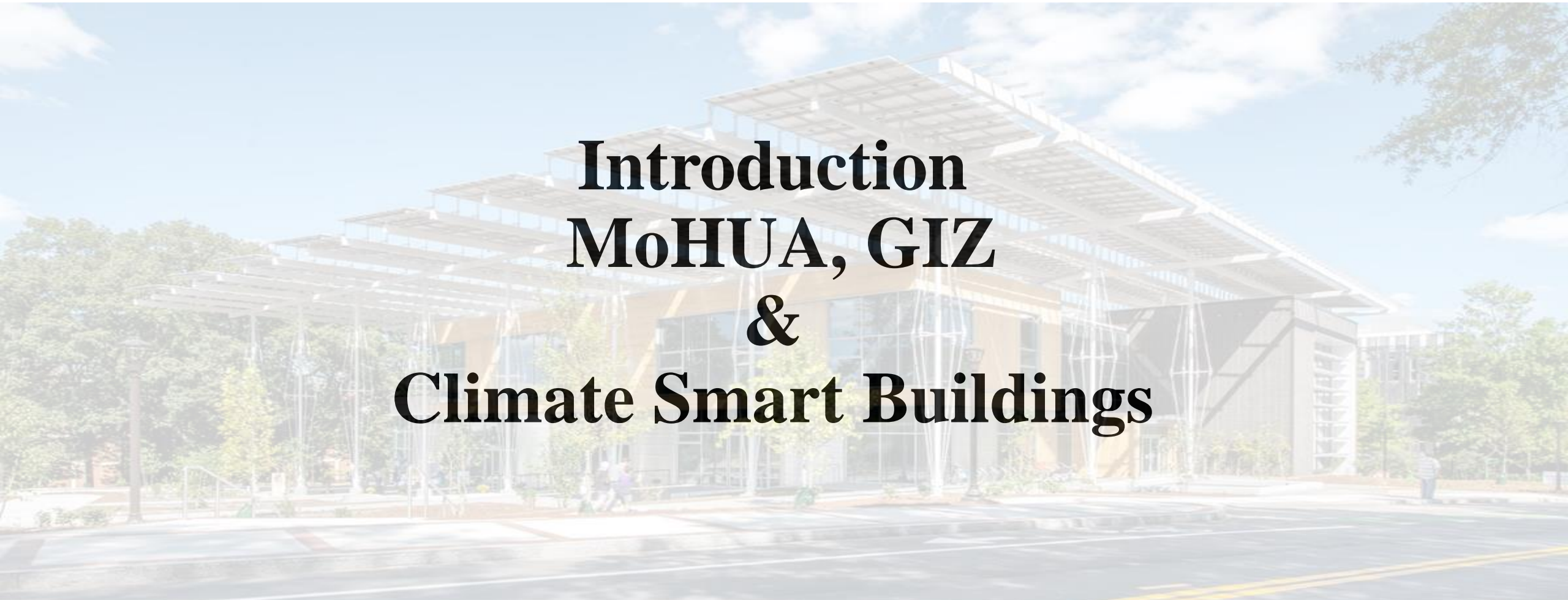


+91 9870408187

in_agartala_giz_csbcell@pwc.com

Indo German Energy Programme: <https://www.giz.de/en/worldwide/15767.html>

GHTC - India: <https://ghc-india.gov.in/>

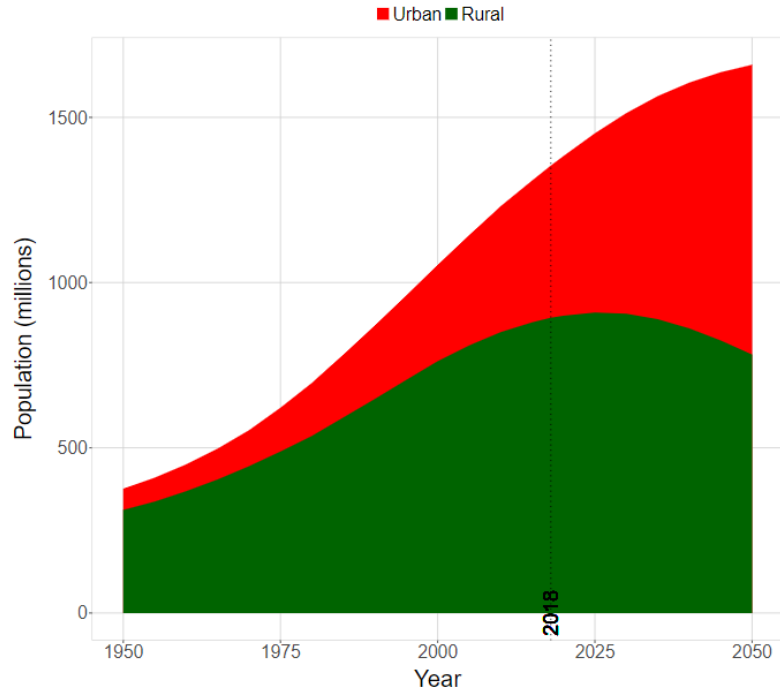


Introduction MoHUA, GIZ & Climate Smart Buildings



Growing Opportunities with Rapid Urbanization

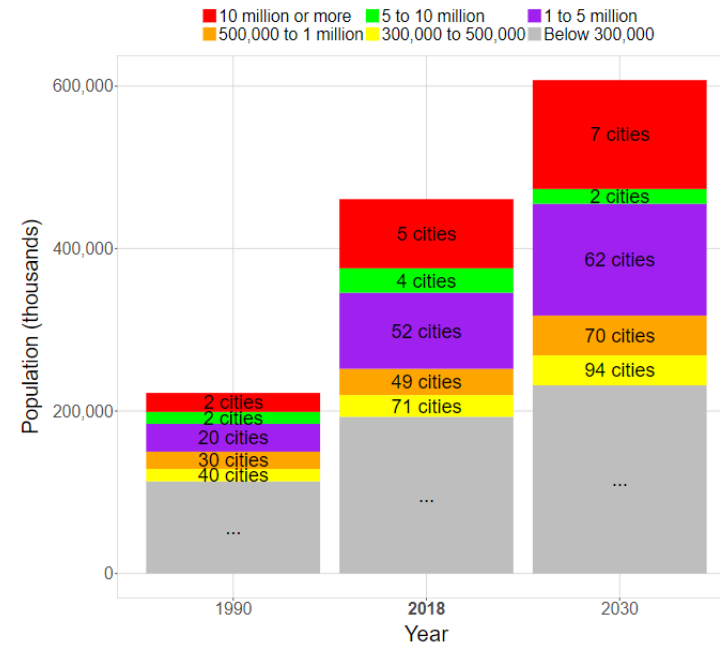
Urban and rural population
India



© 2018 United Nations, DESA, Population Division. Licensed under Creative Commons license CC BY 3.0 IGO.

Note: Urban and rural population in the current country.

Urban population by size class of urban settlement
India



© 2018 United Nations, DESA, Population Division. Licensed under Creative Commons license CC BY 3.0 IGO.

Cities, which will contribute over 80% to GDP by 2050, need to be Receptive, Innovative, and Productive to foster sustainable growth and ensure a better quality of living

GIZ: Tasks Planned with MoHUA

The focal areas of
**Indo-German
cooperation**
currently are:

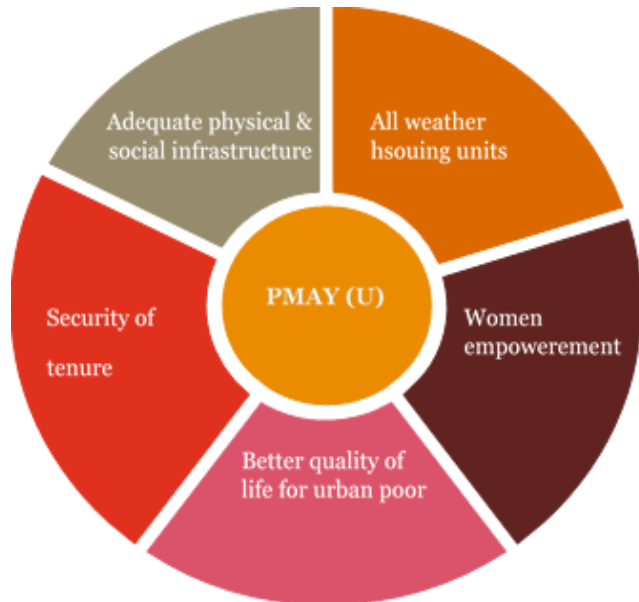
Energy

Environment,
Preservation, and
Sustainable Use of
Natural Resources

Sustainable Urban
& Industrial
Development

Sustainable
Economic
Development

PMAY - Project Objectives



Key features of PMAY-U projects

11.2 million
dwelling units are
being constructed



**7.35 lakh
crores**
investment



10 lakh
occupants in the
EWS/LIG category
benefitting

Problems addressed through cafeteria approach by mission

Construction of
affordable housing in
Partnership with
Public & Private
Sectors

Promotion of
affordable Housing
through Credit
Linked Subsidy

Slum rehabilitation
with private
developers using
land as a resource

Subsidy for
beneficiary-led
individual house
construction/enhanc
ement. (ISSR)



GLOBAL
HOUSING
TECHNOLOGY
CHALLENGE INDIA



Ministry of Housing and Urban Affairs
Government of India



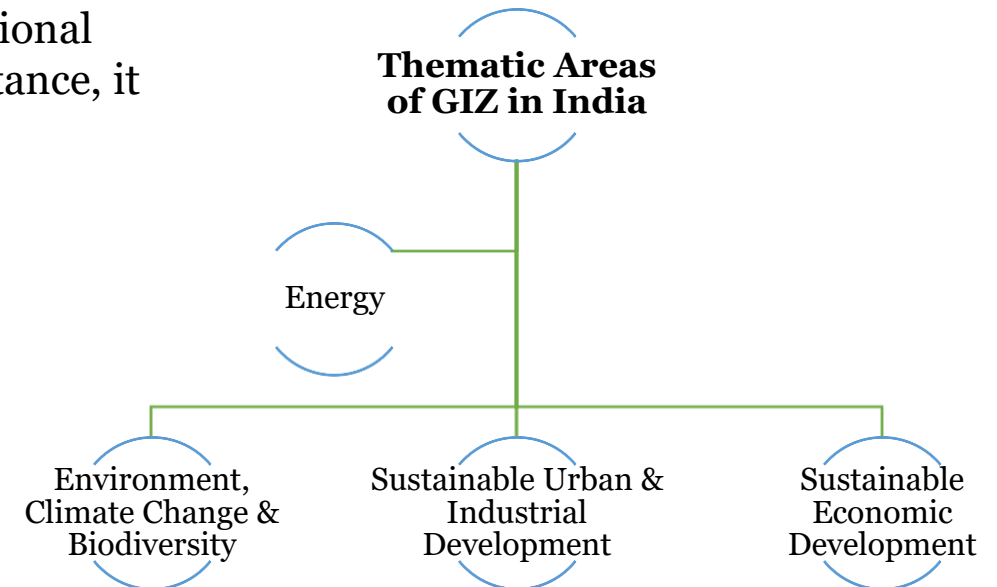
About GIZ

- GIZ is an international cooperation enterprise for sustainable development which operates worldwide, on a public benefit basis.
- GIZ is fully owned by the German Federal Government, GIZ implement development programs in partner country on behalf of the German Government in achieving its development policy objectives.
- For over 60 years, the **Deutsche Gesellschaft für Internationale Zusammenarbeit** (GIZ) GmbH has been working jointly with partners in India for sustainable economic, ecological, and social development. Currently, GIZ has over 330 employees in India, of whom 85 per cent are national personnel.

The Govt. of India has launched several vital initiatives to address national issues & GIZ is contributing to some of those significant ones. For instance, it supports vital initiatives like Smart Cities, Skill India etc.

The thematic areas of work for GIZ in India are as follows:

- I. **Energy**
- II. **Environment, Climate Change & Biodiversity**
- III. **Sustainable urban & industrial development**
- IV. **Sustainable economic development**





Climate Smart Buildings (CSB)

Establishment of the Cluster Cell in Agartala, Tripura under Global housing Technology Challenge India (GHTC - India)

The **Climate Smart Buildings** project intends to address the majority of gaps identified in the affordable housing sector:

- By introducing of thermal comfort & climate resilience in the Local Government framework through Byelaws is an overarching objective.
- In order to achieve this objective, activities like documentation of LHP construction process from a sustainability perspective, knowledge transfer & capacity building through LHPs, performance monitoring & demonstration of thermal comfort in selected housing projects among others.

State & UTs in East Cluster for establishing the Cell

Arunachal Pradesh	Assam	Manipur	Meghalaya
Mizoram	Nagaland	Sikkim	Tripura



GLOBAL
HOUSING
TECHNOLOGY
CHALLENGE INDIA



Ministry of Housing and Urban Affairs
Government of India



giz Deutsche Gesellschaft
für Internationale
Zusammenarbeit (GIZ) GmbH

Light House Projects (LHPs)

LHPs will showcase & deliver ready-to-live homes with better quality of construction in a sustainable manner.

LHPs aims introduce thermal comfort into the foray of affordable housing, a critical design & thus usability aspect will be addressed.

LHPs are model housing projects with houses built with shortlisted alternate technology suitable to the geo-climatic and hazard conditions of the region.

LHPs shall serve as LIVE Laboratories for different aspects of Transfer of technologies to field application for entire building fraternity.

Aim & Concept





Climate Smart Buildings Cells: Work Packages

WP1: Facilitate implementation and monitoring of Light House Projects (LHPs)

WP 2: Technical assistance to enhance thermal comfort in upcoming Demonstration Housing Projects (DHPs) and ARHCs (Affordable rental housing complexes) and other Public/Private housing projects

WP 3: Inclusion of climate resilience and thermal comfort requirements in building byelaws and Local Government framework

WP 4: Capacity development of Govt officials and private stakeholders on thermal comfort



GLOBAL
HOUSING
TECHNOLOGY
CHALLENGE INDIA



Ministry of Housing and Urban Affairs
Government of India



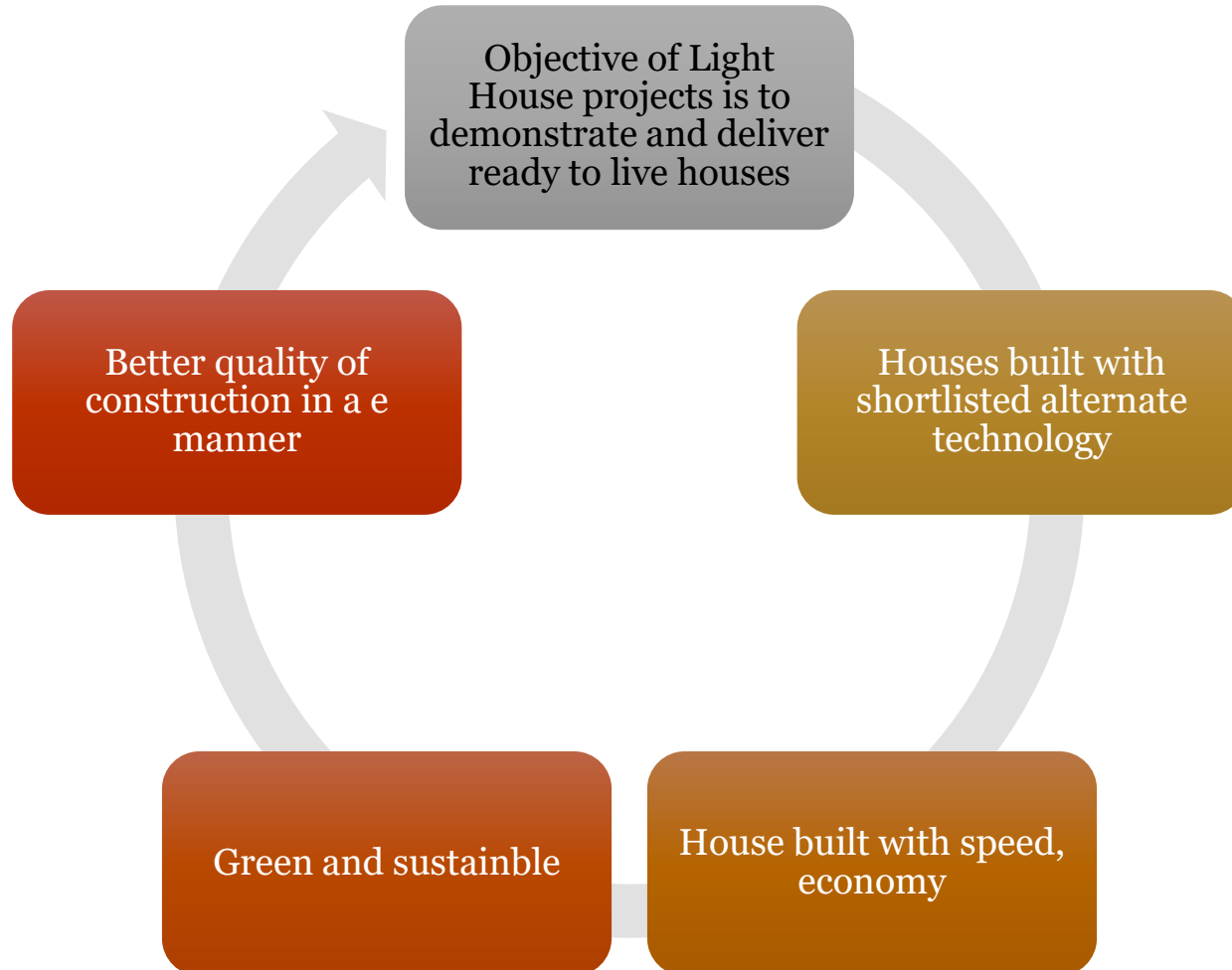
giz Deutsche Gesellschaft
für Internationale
Zusammenarbeit (GIZ) GmbH

Session 3

INNOVATIVE TECHNOLOGIES



Light House Projects



LHP serves as LIVE Laboratories for different aspects of Transfer of technologies to field application, such as planning, design, production of components, construction practices, testing etc. for both faculty and students, Builders, Professionals of Private and Public sectors, and other stakeholders involved in such construction



GLOBAL
HOUSING
TECHNOLOGY
CHALLENGE INDIA



Ministry of Housing and Urban Affairs
Government of India



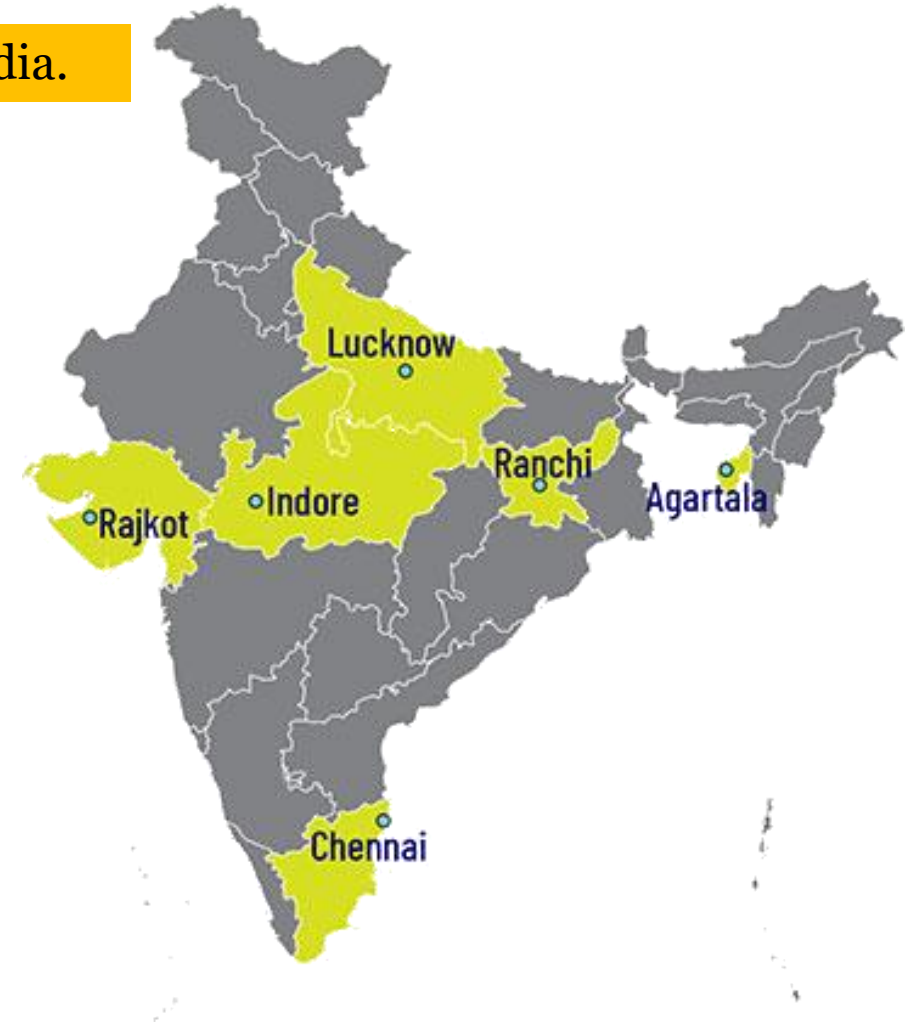
giz Deutsche Gesellschaft
für Internationale
Zusammenarbeit (GIZ) GmbH

Light House Projects

Under Global Housing Technology Challenge (GHTC) – India.

Currently the LHPs' are being implemented in six states (Uttar Pradesh, Gujarat, Madhya Pradesh, Jharkhand, and Tripura).

These projects will be made up of modern technology and innovative processes and reduce the construction time and make a more resilient, affordable, and comfortable house for the poor.





Light House Projects

Following are the details of Construction Technologies being employed at the Light House Projects selected under the Global Housing Technology Challenge (GHTC) – India



Monolithic Concrete Construction using Tunnel Formwork

- LHP Location: Rajkot, Gujarat
- No. of Houses: 1144



Prefabricated Sandwich Panel System

- LHP Location: Indore, Madhya Pradesh
- No. of Houses: 1024



Precast Concrete Construction System – Precast Components Assembled at Site

- LHP Location: Chennai, Tamilnadu
- No. of Houses: 1152



Precast Concrete Construction System – 3D Volumetric

- LHP Location: Ranchi, Jharkhand
- No of Houses: 1008



Light Gauge Steel Structural System & Pre-engineered Steel Structural System

- LHP Location: Agartala, Tripura
- No of Houses: 1000



PVC Stay in Place Formwork System

- LHP Location: Lucknow, Uttar Pradesh
- No of Houses: 1040



Monolithic Tunnel Formwork Technology – LHP Rajkot

In **‘TunnelForm’ technology**, concrete walls and slabs are cast in one go at site giving monolithic structure using high-precision, re-usable, room-sized, Steel forms or molds called ‘TunnelForm’.

‘TunnelForm’ system uses customized engineered steel formwork consisting of two half shells which are placed together and then concreting is done to form a room size module. Several such modules make an apartment.



Construction Process

Stripping of the
formwork from the
previous day.



Positioning of the
formwork for the
current day's
phase, with the
installation of
mechanical,
electrical and
plumbing services.



Installation of
reinforcement in
the walls and slabs.



Concreting



Monolithic Tunnel Formwork Technology – LHP Rajkot

Special Features

Facilitating rapid construction of multiple/ mass modular units (similar units).

Making structure durable with low maintenance requirement.

The precise finishing can be ensured with no plastering requirement.

The concrete can be designed to use industrial by-products such as Fly Ash, Ground granulated blast furnace slag (GGBS), Micro silica etc. resulting in improved workability & durability, while also conserving natural resource

Being Box type monolithic structure, it is safe against horizontal forces (earthquake, cyclone etc.)

The large number of modular units bring economy in construction.



Prefabricated Sandwich Panel System – LHP Indore

- Factory made **Prefabricated Sandwich Panel System** is made out of cement or calcium silicate boards and cement mortar with EPS granules balls, and act as wall panels.
- Under this LHP, houses are being constructed using Prefabricated Sandwich Panel System with Pre-Engineered Steel Structural System.
- In this system the **EPS Cement Panels** are manufactured at the factory in controlled condition, which are then dispatched to the site. The panels having tongue and groove are joint together for construction of the building.



Special Features

Being dry walling system, brings speed in construction, water conservation (no use of water for curing of walling components at site).

The sandwich panels have light weight material as core material, which brings resource efficiency, better thermal insulation, acoustics & energy efficiency.

Being light in weight results in lower dead load of building & foundation size.



Precast Concrete Construction System – Precast Components Assembled at site – LHP Chennai

An already established technology for building construction, Precast concrete construction is a system where the individual precast components such as walls, slabs, stairs, column, beam etc, of building are manufactured in plant or casting yard in controlled conditions. The finished components are then transported to site, erected & installed. The technology provides solution for low rise to high rise buildings, especially for residential and commercial buildings.



The construction process comprises of manufacturing of precast concrete Columns, Beams and Slabs in steel moulds.

The reinforcement cages are placed at the required position in the moulds.



Concrete is poured and compaction of concrete is done by shutter/ needle vibrator.



Casted components are then moved to stacking yard where curing is done for required time and then these components are ready for transportation and erection at site.



These precast components are installed at site by crane and assembled through in-situ jointing and/or grouting etc.



Precast Concrete Construction System – Precast Components Assembled at site – LHP Chennai

Special Features

Nearly all components of building work are manufactured in plant/casting yard & the jointing of components is done In-situ leading to reduction in construction time.

The controlled factory environment brings resource optimization, improved quality, precision & finish.

The concrete can be designed industrial by-products such as Fly Ash, Ground granulated blast furnace slag (GGBFS), Micro silica etc. resulting in improved workability & durability, while also conserving natural resources.

Eliminates use of plaster.

Helps in keeping neat & clean construction site and dust free environment.

Optimum use of water through recycling.

Use of shuttering & scaffolding materials is minimal.

All weather construction & better site organization.





Precast Concrete Construction System – 3D Volumetric – LHP Ranchi

3D Volumetric concrete construction is the modern method of building by which solid precast concrete structural modules like room, toilet, kitchen, bathroom, stairs etc. & any combination of these are cast monolithically in Plant or Casting yard in a controlled condition

Construction Process

Sequential construction in the project here begins with keeping the designed foundation of the building ready, while manufacturing of precast concrete structural modules are taking place at the factory.

Factory finished building units/modules are then installed at the site with the help of tower cranes.



Gable end walls are positioned to terminate the sides of building. Pre stressed slabs are then installed as flooring elements.



Rebar mesh is finally placed for structural screed thereby connecting all the elements together.



Consecutive floors are built in similar manner to complete the structure.





Precast Concrete Construction System – 3D Volumetric – LHP Ranchi

Special Features



About 90% of the building work including finishing is complete in plant/casting yard leading to significant reduction in construction & occupancy time.

The controlled factory environment brings resource optimization, improved quality, precision & finish.

With smooth surface it eliminates use of plaster.

The monolithic casting of walls & floor of a building module reduces the chances of leakage.

The system has minimal material wastage (saving in material cost), helps in keeping neat & clean construction site and dust free environment.

Use of Optimum quantity of water through recycling.

Use of shuttering & scaffolding materials is minimal.

All weather construction & better site organization



Light Gauge Steel Structural System & Pre – engineered Steel Structural System – LHP Agartala

Light Gauge Steel Frame (LGSF) System uses factory made galvanized light gauge steel components.

The components/sections are produced by cold forming method and assembled as panels at site forming structural steel framework upto G+3 building.



Construction Process

The sequence of construction comprises of foundation laying, fixing of Pre-Engineered Steel Structural System, fixing of tracks, fixing of wall panels with bracings as required, fixing of floor panels, decking sheet, fixing of electrical & plumbing services and finally fixing of concrete walling panels with light weight concrete as infill.

The other options of dry walling components such as sandwich panels with insulation material in between can also be used.

Similarly, the floors can either be composite slab/deck slabs/precast hollow core slabs as per the need & requirements.



Light Gauge Steel Structural System & Pre – engineered Steel Structural System – LHP Agartala

Special Features



High strength to weight ratio. Due to light weight, significant reduction in design earthquake forces is achieved. Making it safer compared to other structures.

Fully integrated computerized system with Centrally Numerical Control (CNC) machine primarily employed for manufacturing of LGSF sections provide very high Precision & accuracy.

Construction being very fast, a typical four storied building can be constructed within one month.

Structure being light, does not require heavy foundation

Structural element can be transported to any place including hilly areas to remote places easily making it suitable for far flung regions including difficult terrains.

Structure can be shifted from one location to other without wastage of materials.

Steel used can be recycled multiple times

The system is very useful for post disaster rehabilitation work.



PVC Stay in Place Formwork System – LHP Lucknow

- The plant manufactured rigid poly-vinyl chloride (PVC) based polymer components serve as a permanent stay-in-place finished form-work for concrete walls. In order to achieve speedier construction, strength and resource efficiency, the composite structure with Pre-Engineered Steel Structural System as structural members is being used in the present project.



Construction Process

Construction is done in a sequential manner where at first, the Prefabricated PVC Wall panels and Pre-Engineered Steel Structural Sections as per the design are transported to the Site.

Then, these Sections are erected on the prepared foundation using cranes and required connections.



Floor is installed using decking sheet. Once the structural frame and floor is installed and aligned, wall panels are fixed on decking floor.



The pre-fabricated walling panels having provisions of holes for services conduits, are fixed along with the reinforcement & cavities inside the wall panels are filled with concrete.



Upon installment of wall panels, flooring and ceiling, the finishing work is executed.



PVC Stay in Place Formwork System – LHP Lucknow

Special Features

Having formwork already as part of system, the construction of building is faster as compared to conventional buildings. The formwork needs some support only for alignment purpose.

In case of concrete as filling material, the curing requirement of concrete is significantly reduced, thus saving in precious water resources.

The formwork system does not have plastering requirement & gives a very aesthetic look.





GLOBAL
HOUSING
TECHNOLOGY
CHALLENGE INDIA



Ministry of Housing and Urban Affairs
Government of India



giz Deutsche Gesellschaft
für Internationale
Zusammenarbeit (GIZ) GmbH

DEMONSTARTION HOUSING PROJECT (DHP)



Demonstration Housing Project -DHP

Objective

To facilitate widespread dissemination and adoption of both proven, emerging and sustainable building materials and technologies in preference to the conventional

Create enabling environment for the large-scale adoption of such materials and technologies in different geo-climatic part of the country, thus making housing more affordable and accessible

Assessment of enhanced acceptability of houses built with new innovative technology.

Technical evaluation and documentation of the innovative technology adopted



Demonstration Housing Project -DHP

Salient Features

Minimum carpet area of each unit: 30 Sq. Mt. or as per the prevailing guidelines of the respective state with two habitable rooms, separate kitchen, bathroom, toilet and balcony

Each project to be featured with onsite infrastructure development like internal roads, pathways, boundary wall, underground water tank, external electrification, etc.

Innovative technology suitable to the region to be selected in consultation with respective State Government.

Houses are designed as per the dimensional requirements in National Building Code (NBC) 2016.

Building design with disaster resistant features as per the requirements of BIS and international standards in regard to earthquake, cyclone and flood resistant features.

The state Government to provide land and identify beneficiary of the DHPs

The DHP will act as training cum resource project for training on emerging technologies for the people involved in building sector



Demonstration Housing Project at Eastern Cluster States

DHP at Tripura



DHP Location	Technology Used	Usage	Number of Houses
Agartala, West Tripura	Stay in place formwork system-structural stay in place steel form work	Shelter for Destitute Women	40 (G+1)





Nagaland:
Working Women Hostel at PWD Housing Complex ,
Sematila , Dimapur under PMAY (U) -G+2



GLOBAL
HOUSING
TECHNOLOGY
CHALLENGE INDIA



Ministry of Housing and Urban Affairs
Government of India



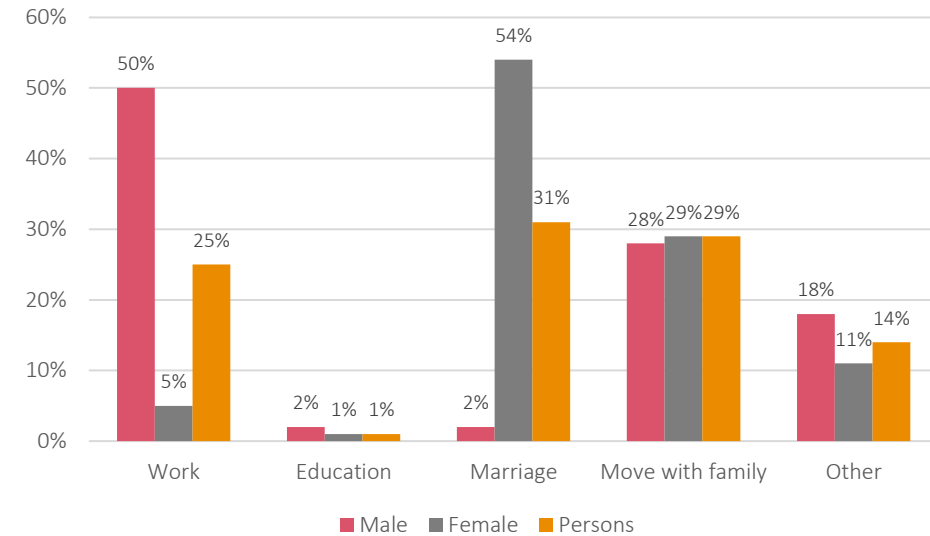
giz Deutsche Gesellschaft
für Internationale
Zusammenarbeit (GIZ) GmbH

AFFORDABLE RENTAL HOUSING COMPLEXES (ARHCs)



Rationale behind ARHCs

- As per the 2011 Census, India had 45.6 Cr migrants (38% of the population) compared to 31.5 Cr migrants in 2001 (31% of the population).
- Driving force of great migration to urban areas is for economic betterment with employment opportunities
- Their objective being maximise saving for native resident family by minimizing rental expenses to an extent of compromising the living condition like slums, unauthorized colonies or on roads.



Reasons for inter-state migration (Source: Census 2011)



GLOBAL
HOUSING
TECHNOLOGY
CHALLENGE INDIA



Ministry of Housing and Urban Affairs
Government of India



giz Deutsche Gesellschaft
für Internationale
Zusammenarbeit (GIZ) GmbH

Affordable Rental Housing Complexes (ARHCs)

Objective

Address the vision of 'Aatma Nirbhar Bharat' by creating affordable rental housing for urban migrants/poor

Create conducive ecosystem for Public/Private Entities to leverage investment in rental housing

Provide dignified living to urban migrant/poor with necessary civic amenities near their workplace on affordable rent



Affordable Rental Housing Complexes (ARHCs)

Salient Features

To be implemented in all Statutory Towns, Notified Planning Areas and areas under Special Area/ Development Authorities / Industrial Development Authorities

ARHCs can be a mix of Single/Double bedrooms DUs (30/60 sqm carpet area) with living area, kitchen, toilet and bathroom and Dormitory Bed (10 sqm carpet area) with common kitchen, toilet and and bathroom.

A maximum of 33% houses with double room permissible in a project

Institutional Rental Mechanism: In-block renting for smooth implementation and sustained income



Affordable Rental Housing Complexes (ARHCs)

List of ARHCs in States under East Cluster

Conversion of completed/ incomplete houses under erstwhile schemes of Basic Services to Urban Poor (BSUP) and Integrated Housing and Slum Redevelopment Program (IHSDP) of Jawaharlal Nehru National Urban Renewal Mission (JnNURM) and Rajiv Awas Yojana (RAY)

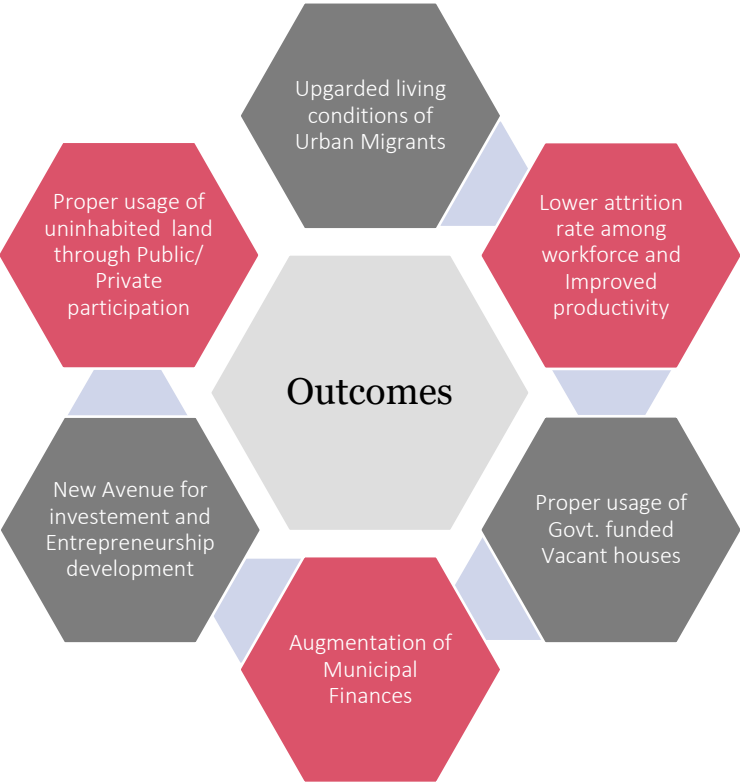
Circular No. N -11022/51/2020-HFA-V-UD/FTS-9088338 dated 31/12/2020 issued by MoHUA (HFA-V Division)

S.N	States	City/Town	Under Construction (Nos)	Un-occupied (Nos)	Grand Total (Nos)
1.	Arunachal Pradesh	Bomdila	384	-	384
		Dirang	320	-	320
		Itanagar	576	752	1328
		Palin	256	-	256
		Arunachal Pradesh Total	1536	752	2288
2.	Assam	Guwahati	1844	-	1844
	Assam Total		1844	-	1844
3.	Meghalaya	Nongpoh	112	16	128
		Shillong	-	112	112
		Tura	-	123	13
	Meghalaya Total		112	251	363
4.	Mizoram	Aizawl	-	197	197
	Mizoram Total		-	197	197
5.	Nagaland	Chumukedima	352	32	384
		Dimapur	-	280	280
		Kohima	360	1152	1512
		Medziphama	90	-	90
		Tseminyu	100	-	100
	Nagaland Total		902	1464	2366
6.	Tripura	Amarpur	406	-	406
		Khowai	188	-	188
		Kumarghat	483	-	483
		Sabroom	72	-	72
	Tripura Total		1149	-	1149



Affordable Rental Housing Complexes (ARHCs)

Expected Outcome



Tea Break : 15 minutes





GLOBAL
HOUSING
TECHNOLOGY
CHALLENGE INDIA



प्रधान मंत्री
आवास योजना-शहरी
Pradhan Mantri Awas Yojana-Urban



Ministry of Housing and Urban Affairs
Government of India



giz Deutsche Gesellschaft
für Internationale
Zusammenarbeit (GIZ) GmbH

Session 1

UNDERSTANDING THERMAL COMFORT




What is Thermal Comfort?



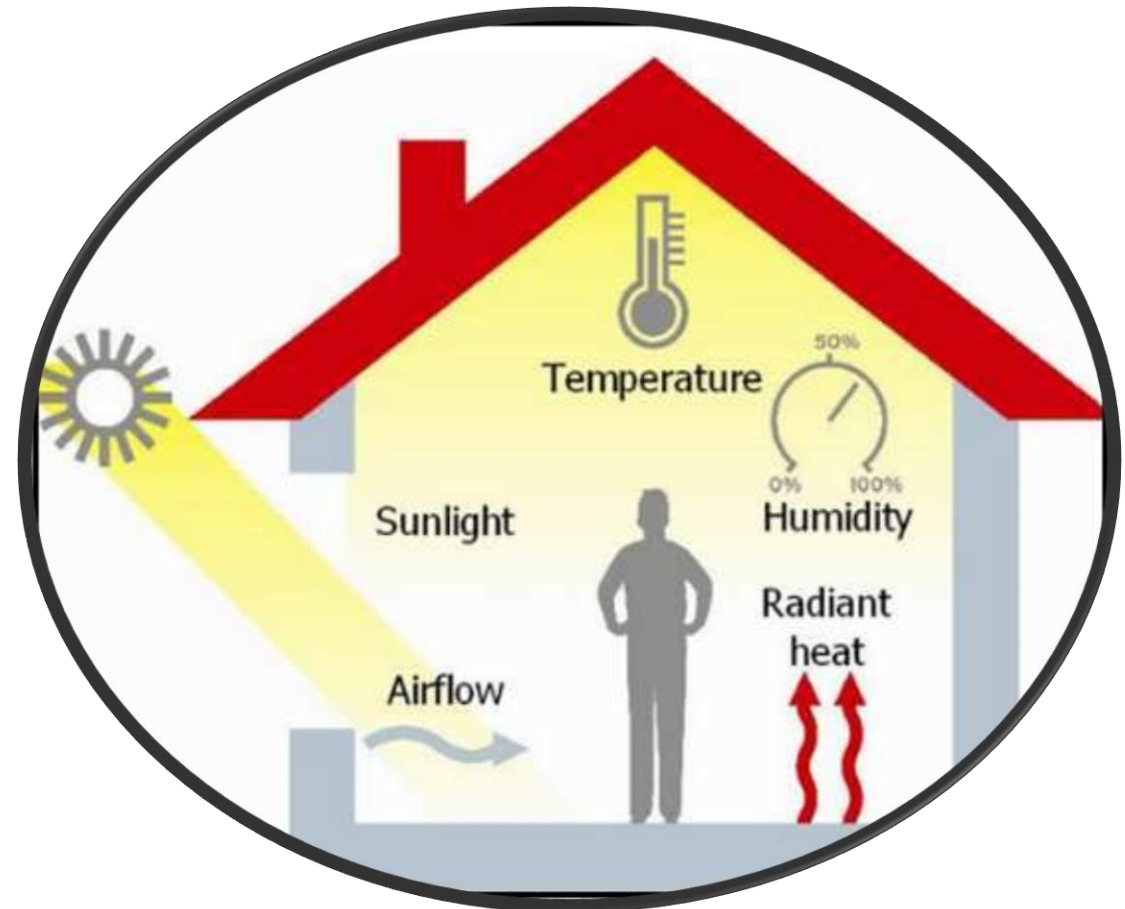
Thermal comfort is the condition of mind that expresses satisfaction with the thermal environment.



Thermal neutrality is maintained when the heat generated by human metabolism is allowed to dissipate, thus maintaining thermal equilibrium with the surroundings.



Environmental factors (such as humidity and sources of heat in the workplace) combine with personal factors (i.e., clothing) and work-related factors (how physically demanding one's work is) influences the 'thermal comfort'.





Importance of Thermal Comfort

2

People adjust their behavior to cope with their thermal environment, such as by adding or removing clothing, changing their posture unconsciously, selecting a heating source, moving closer to or farther away from cooling/heating sources, and so on.

3

When this option (removing a jacket or moving away from a heat source) is gone, issues develop since people are no longer able to adjust. People are unable to adapt to their environment in some cases because the environment in which they work is a product of the processes of the task they are doing.

1

You can increase morale and productivity while also enhancing health and safety by regulating thermal comfort. Because their capacity to make decisions and/or do manual tasks deteriorates in excessively hot and cold conditions, people are more prone to behave unsafely



THERMAL ENVIRONMENTS CAN BE DIVIDED LOOSELY INTO THREE BROAD CATEGORIES:

THERMAL COMFORT

Broad satisfaction with the Thermal Environment i.e. most people are neither too hot nor too cold.

THERMAL DISCOMFORT

People start to feel uncomfortable i.e. they are too hot or too cold, but are not made unwell by the conditions.

THERMAL DISCOMFORT

Heat stress or cold stress, is where the thermal environment will cause clearly defined harmful medical conditions, such as dehydration or frost bite

THERMAL DISCOMFORT

Thermal Discomfort can be induced



by a generalized warm or cool discomfort of the body



by an unpleasant chilling or heating of a specific region of the body.

Factors affecting Thermal Comfort

PHYSICAL FACTORS

PHYSIOLOGICAL FACTORS

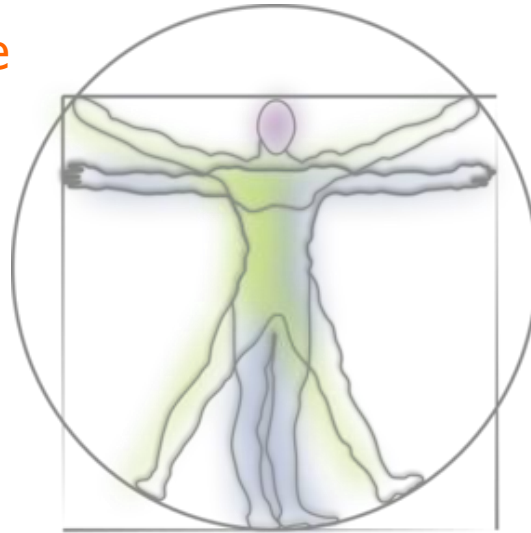
Environmental
Parameters

Mean Radiant Temperature

Air Temperature

Air Speed

Humidity



Metabolic Rate

Clothing



Personal
Parameters

PHYSICAL FACTORS

•01

•Air Temperature

•02

•Mean Radiant
Temperature

•03

•Radiant Temperature
Asymmetry

•04

•05

•06



PHYSICAL FACTORS

AIR TEMPERATURE – the temperature of the air surrounding a body

The ideal temperature for sedentary work is usually between **20°C and 26°C**

RADIANT TEMPERATURE – the heat that radiates from a warm object

Heat can be generated by equipment, which raises the temperature in a specific region.

PHYSICAL FACTORS

AIR VELOCITY – the speed of air moving across the worker

It's best if the air flow rate is between **0.1 and 0.2 m/s.**

HUMIDITY – the amount of evaporated water in the air

Air-conditioning can easily attain ideal relative humidity values of **40 percent to 70 percent.**

PHYSIOLOGICAL FACTORS

CLOTHING LEVEL

Because it affects heat loss and, as a result, the thermal balance, the amount of thermal insulation worn by a person has a significant impact on thermal comfort. Layers of insulating clothing keep a person warm or cause overheating by preventing heat loss. The better the insulating ability of a garment, the thicker it is in general. Air movement and relative humidity can reduce the insulating effectiveness of clothing, depending on the type of material it is constructed of.



METABOLIC RATE

The rate at which chemical energy is converted into heat and mechanical effort by metabolic activities within an organism, commonly measured in units of total body surface area. People have different metabolic rates that can fluctuate due to activity level and environmental conditions.



PHYSIOLOGICAL FACTORS

CLOTHING	Clo
T-shirts, shorts, Light socks, Sandals	0.30
Shirt, Trousers socks, Shoes	0.70
Jacket, Blouse, Long skirt, stockings	1.00
Trousers, Vest, Jacket Coat, Socks Shoes	1.50

CLOTHING LEVELS & INSULATION

PHYSIOLOGICAL FACTORS

ACTIVITY	Met
Seated, Relaxed	1.0
Sedentary Activity (office, dwelling, school, laboratory)	1.2
Standing, Light Activity (shopping, laboratory, light industry)	1.6
Standing, Medium activity (shop assistant, domestic work, machine work)	2.0

METABOLIC RATE



Thermal Comfort Indices

1. Effective Temperature (ET)

- The temperature of still, saturated air at which the same amount of heat is released is known as the effective temperature. as well as a general influence on comfort the atmosphere is being investigated.
- Temperature, humidity, and other factors the same thermal output is produced by the same wind velocity. A person's sensations are assumed to have a temperature that is effective.

Initially two scales were developed

Basic Scale

one of which referred to men stripped to the waist and called the basic scale.

Normal Scale of Effective Temperature

The other applies to men fully clad in indoor clothing and called the normal scale of effective temperature.

The same effective temperature is defined as a combination of temperature, humidity, and wind velocity that produces the same thermal experience in an individual.

2. Tropical Summer Index (TSI)

- The TSI is defined as the temperature of calm air at 50% relative humidity which imparts the same thermal sensation as the given environment. The 50% level of relative humidity is chosen for this index as it is a reasonable intermediate value for the prevailing humidity conditions.

THERMAL INDICES

Thermal Comfort Indices

CORRECTED EFFECTIVE TEMPERATURE (CET)

The use of globe temperature reading instead of the air temperature reading to make allowance for the radiant heat.

The scale was compiled only for men either seated or engaged in light activity.

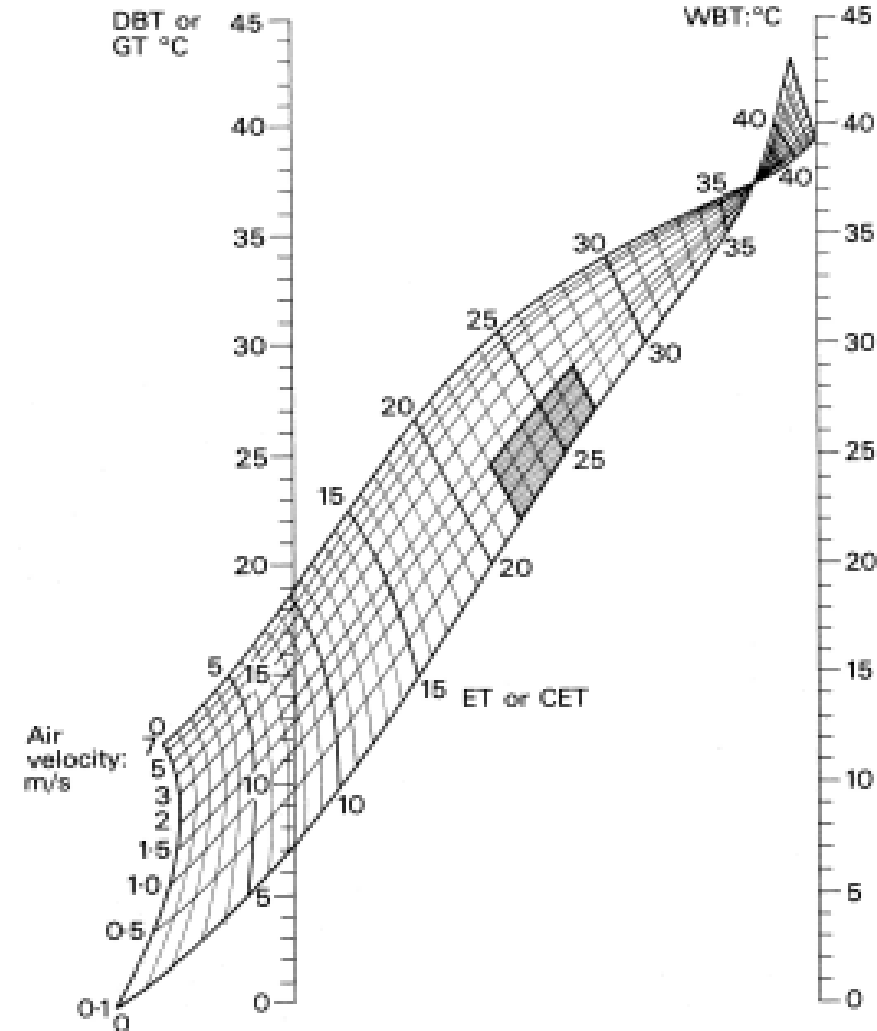


Figure represents the Corrected Effective Temperature (CET) Nomogram

Thermal Comfort Indices

2 - Tropical Summer Index

The TSI is defined as the temperature of calm air at 50% relative humidity which imparts the same thermal sensation as the given environment. The 50% level of relative humidity is chosen for this index as it is a reasonable intermediate value for the prevailing humidity conditions.

Mathematically, TSI (°C) is expressed as

$$TSI = 0.308t_w + 0.745t_g - 2.06\sqrt{V} + 0.841$$

Where,

Tw	Wet bulb temperature in °C
Tg	Globe temperature in °C
V	Air speed in m/s

Thermal Comfort Indices

The ranges of environmental conditions and TSI covered in this study are:

Globe Temperature	20-42 °C
Wet Bulb Temperature	18-30 °C
Air Speed	0-2.5 m/s
TSI	15-40 °C

The thermal comfort of subjects was found to lie between TSI values of 25 and 30°C with optimum conditions at 27.5°C.

Thermal Comfort Indices

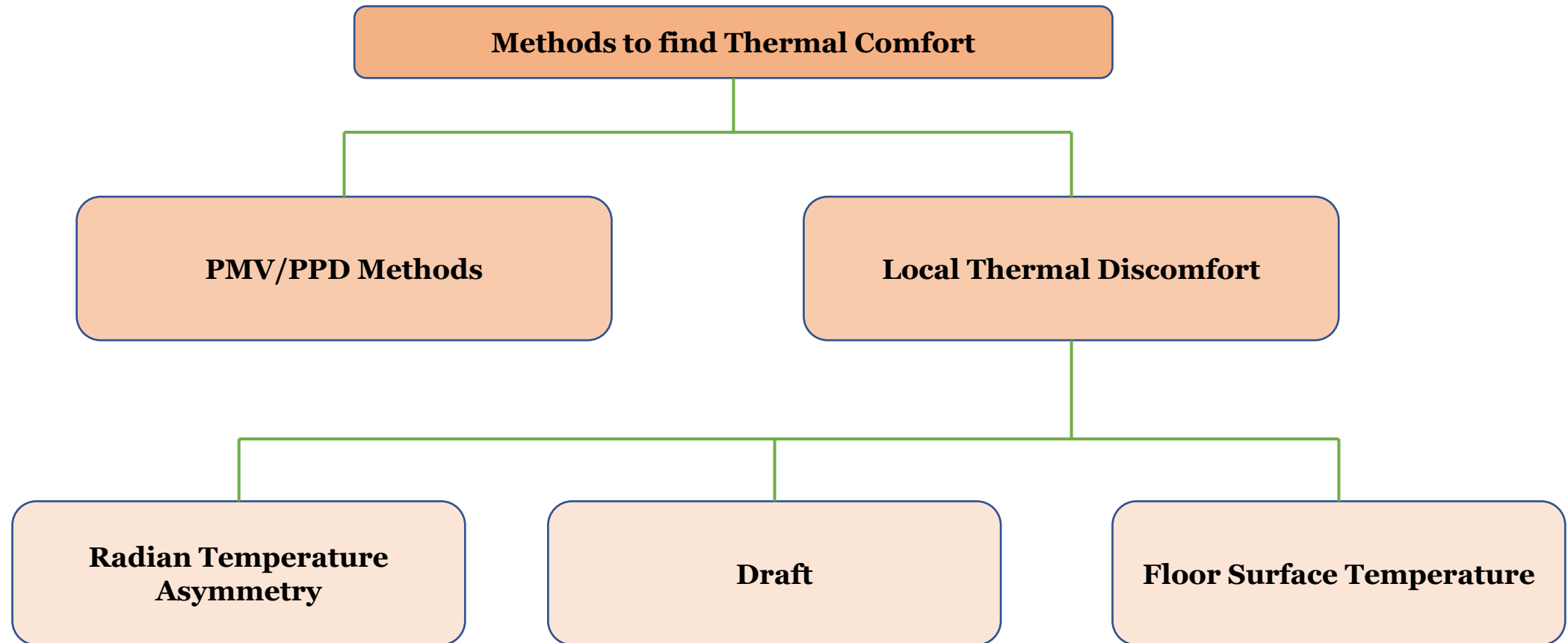
REDUCTION IN TSI VALUE FOR VARIOUS WIND SPEED

Air Speed (m/s)	Decrease in TSI (°C)
0.5	1.4
1.0	2.0
1.5	2.5
2.0	2.8
2.5	3.2

The warmth of the environment was found tolerable between 30 and 34°C (TSI), and too hot above this limit. On the lower side, the coolness of the environment was found tolerable between 19 and 25°C (TSI) and below 19°C (TSI), it was found too cold.



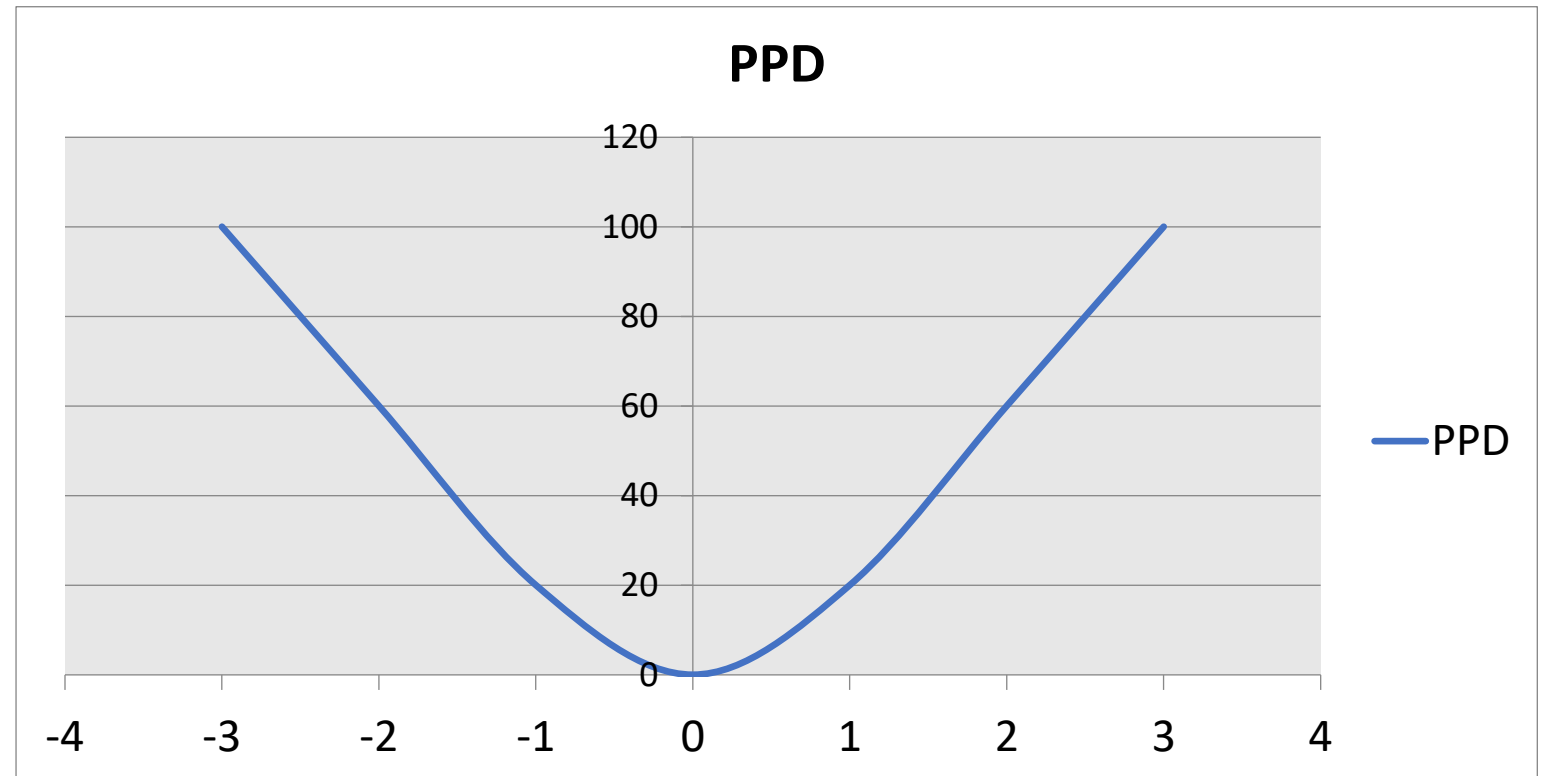
Methods to find Thermal Comfort





Methods to find Thermal Comfort

To describe comfort, the PMV/PPD model was constructed utilizing heat-balance equations and empirical investigations on skin temperature. Subjects are asked to rate their thermal comfort on a seven-point scale ranging from cold (-3) to hot (+3) in standard thermal comfort surveys.





Methods to find Thermal Comfort

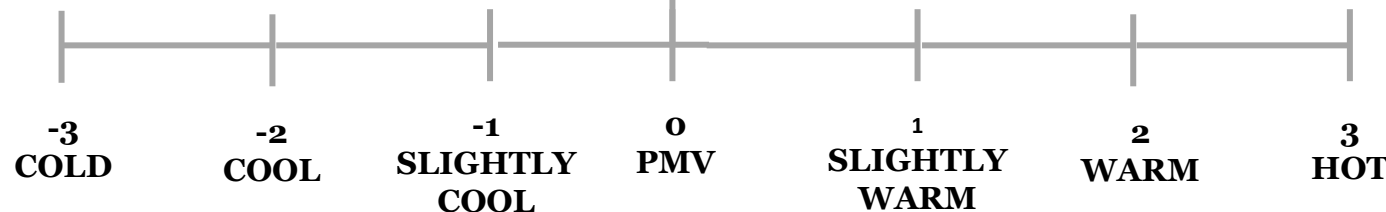
The comfort zone is determined by the combinations of the six parameters for which the Predicted Mean Vote (PMV) is within the recommended range $(-0.5 \text{ PMV} + 0.5)$, with the PMV equal to zero denoting thermal neutrality. While anticipating a population's thermal feeling is a crucial step in determining what conditions are pleasant, it is more vital to assess whether individuals will be satisfied.

Illustrations

Individuals may take short cuts to get out of cold environments

Employees might not wear personal protective equipment properly in hot environments increasing the risks

One's ability to concentrate on a given task may start to drop off, which increases the risk of errors occurring



Methods to find Thermal Comfort

It is critical to avoid local thermal discomfort, whether it is produced by a vertical air temperature difference between the feet and the head, an asymmetric radiant field, local convective cooling (draught), or contact with a hot or cold floor. When a person's thermal sensitivity is cooler than neutral, they are more sensitive to local discomfort, and when their body is warmer than neutral, they are less sensitive.

LOCAL THERMAL DISCOMFORT

**RADIANT
TEMPERATURE
ASYMMETRY**

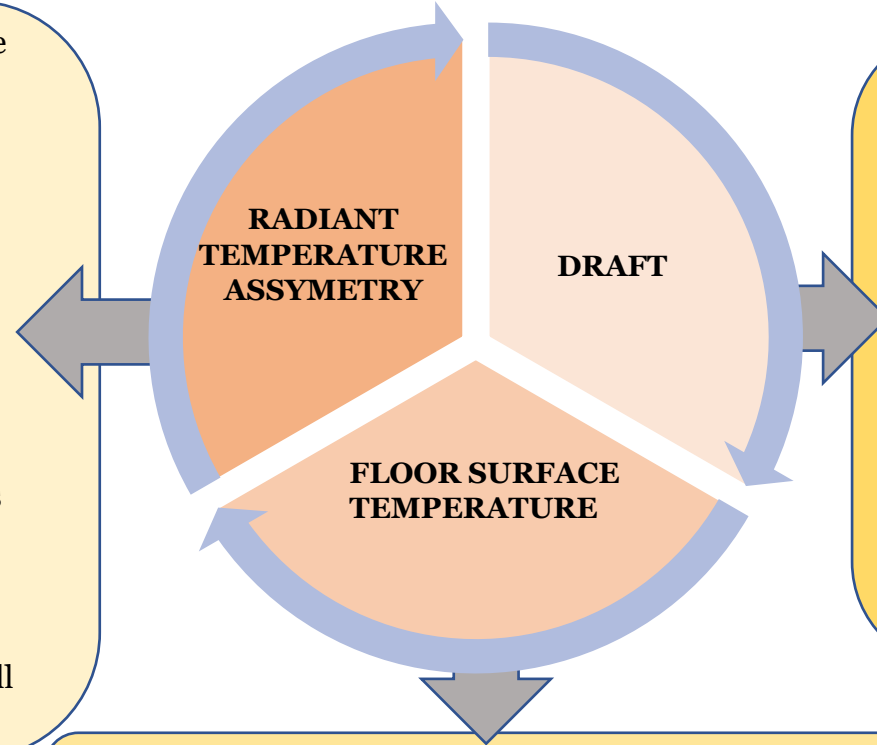
DRAFT

**FLOOR SURFACE
TEMPERATURE**



Local Thermal Discomfort

- **Large variances** in the heat radiation of the surfaces that surround a person might create local discomfort or impair acceptance of the temperature circumstances.
- The temperature disparities across diverse surfaces are limited by **ASHRAE Standard 55**. Because some asymmetries are more sensitive than others, such as a warm ceiling against hot and cold vertical surfaces, the limitations vary depending on which surfaces are involved.
- The ceiling cannot be more than **+5 °C (9.0 °F)** warmer than the other surfaces, but a wall can be up to **+23 °C (41 °F) warmer**.



- While **air movement** can be enjoyable and give pleasure in some situations, it can also be unwelcomed and cause discomfort in others.
- The undesired air movement is known as "**draught**," and it is most noticeable when the complete body's thermal sense is cool.
- A **draught** is most likely to be felt on exposed body regions such as the head, neck, shoulders, ankles, feet, and legs, although the sensation is also affected by air speed, air temperature, activity, and clothing.

Depending on the **footwear**, too hot or too cold floors might be uncomfortable. In rooms where users will be wearing lightweight shoes, ASHRAE 55 advises keeping floor temperatures between **19–29 °C (66–84 °F)**.

Methods to find Thermal Comfort

There will always be a percentage dissatisfied occupants.
Often it will be the same person, therefore the values should not be added

CATEGORY	PPD (PREDICTED PERCENTAGE DISSATISFIED)	PMV (PREDICTED MEAN VOTE)	DR (DRAUGHT RISK)
	%	-	%
A	< 6	-0.2 < PMV < +0.2	< 10
B	< 10	-0.5 < PMV < +0.5	< 20
C	<15	-0.7 < PMV < +0.7	< 30

Thermal Comfort in Affordable Housing

70% of the buildings needed in India by 2030 have yet to be constructed. Maintaining the status quo is pointless, and there is a huge opportunity to properly incorporate passive design strategies across our built environment.

Passive solutions for thermal comfort in buildings can greatly reduce cooling, ventilation, and lighting requirements

Less reliance on mechanical cooling/heating approaches reduces the generation of surface ozone, resulting in better air quality

Building techniques that are more sensitive will tend to reduce disparities in thermal comfort between different income classes as more people become aware of the benefits of **sustainable building design**.

Thermal Comfort in Affordable Housing

Impact of Thermally Comfortable Affordable Housing

Thermal comfort in housing is one of the key pillars to achieve India's National Cooling Action Plan target of reducing cooling energy need by 20-40 per cent by 2037-38.

Overview of affordable housing sector

Thermal comfort housing can have numerous positive impacts

Lower operational costs for the economically weaker sections

Broader market & outreach for the sustainable material & technology market

Social benefits rising from better comfort conditions like boost in academic performance of kids, improvement in quality of life of the women

Boost to meet the targets of Paris Agreement & achievement of sustainable development goal specially number 3, 11 & 13

Better health and well being of the occupants

80 million

households in India are estimated to be living in slums

20 million

current housing shortage in Urban areas

40 million

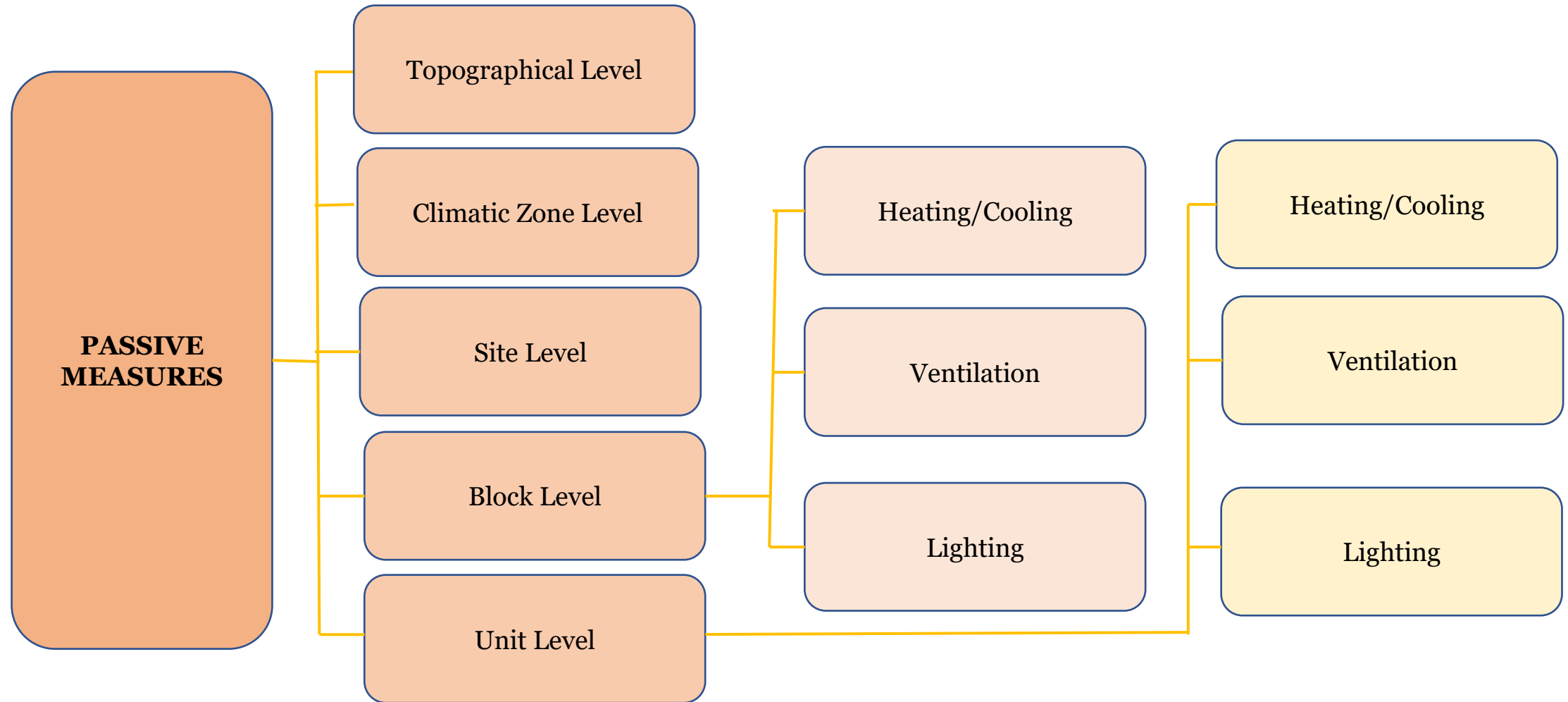
current housing shortage in Rural areas

70%

housing shortage in Rural areas is mainly in affordable segment



Passive Measures & Building Physics





Passive Measures to improve Thermal Comfort in Affordable Housing

Topographical Level

- Protecting mountains, forests, watersheds, rivers, wetlands, farmlands, coasts and cities against climate change.

Climatic Zone Level

- Designing according to climatic conditions such as temperature, rainfall, wind direction, solar radiation, humidity etc.

Site Level

- To take advantage of the congenial and mitigate the adverse characteristics of the site and its micro-climatic features.

Block Level

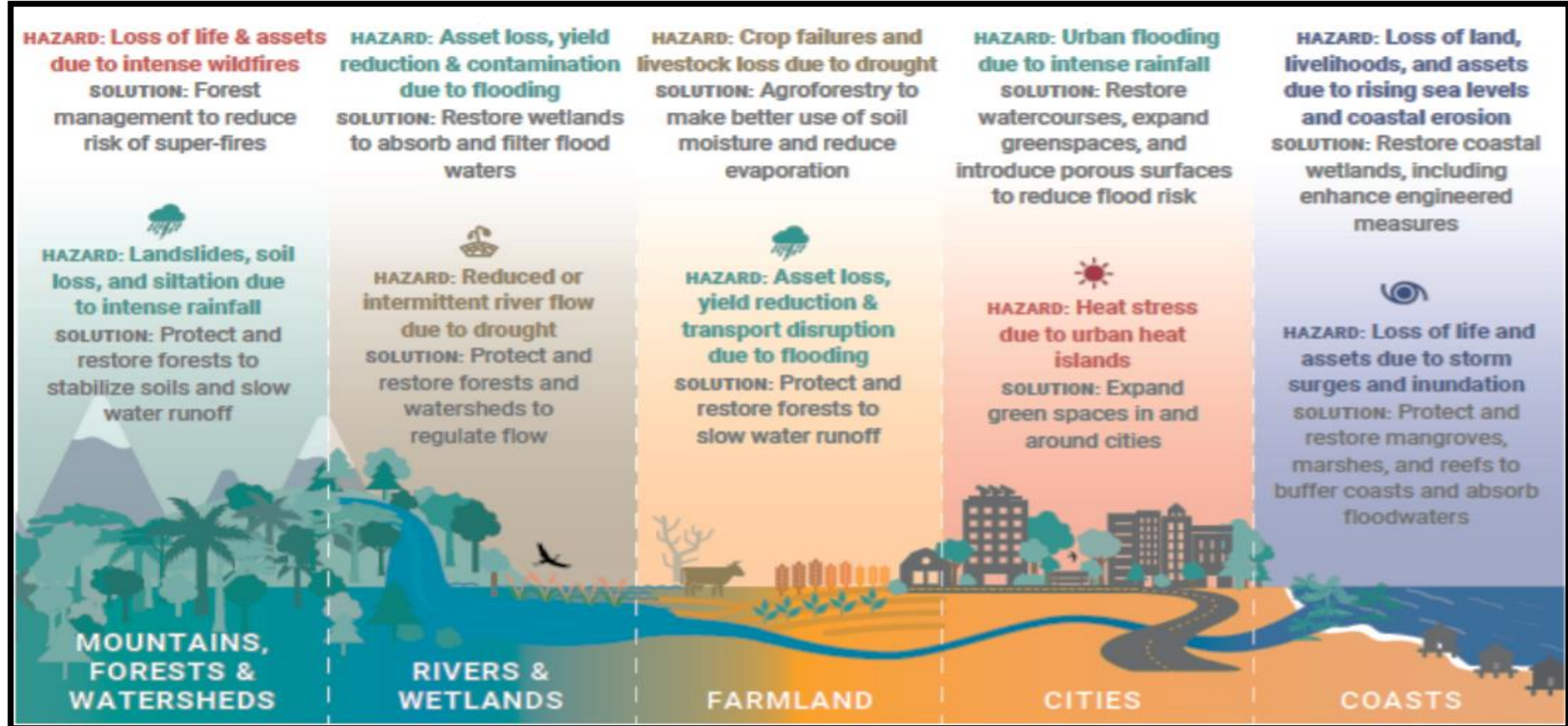
- Interaction of block with surrounding ones and vegetation so that it is not deprived of heating/cooling, ventilation and lighting.

Unit Level

- Design strategies at unit level that influences heat, light and ventilation based on climatic conditions.



Tropical Level





Climatic Zone Level

Best exemplified by vernacular/traditional architectural typologies that respond to the specific climate of the region.

Examples:

- Earth architecture with thick walls and small windows for maximum insulation in Ladakh.
- Courtyard havellis in Rajasthan which leverage pressure differences and mutual shading for natural cooling and ventilation.
- Sloping roofs and to protect from heavy rains in Kerala



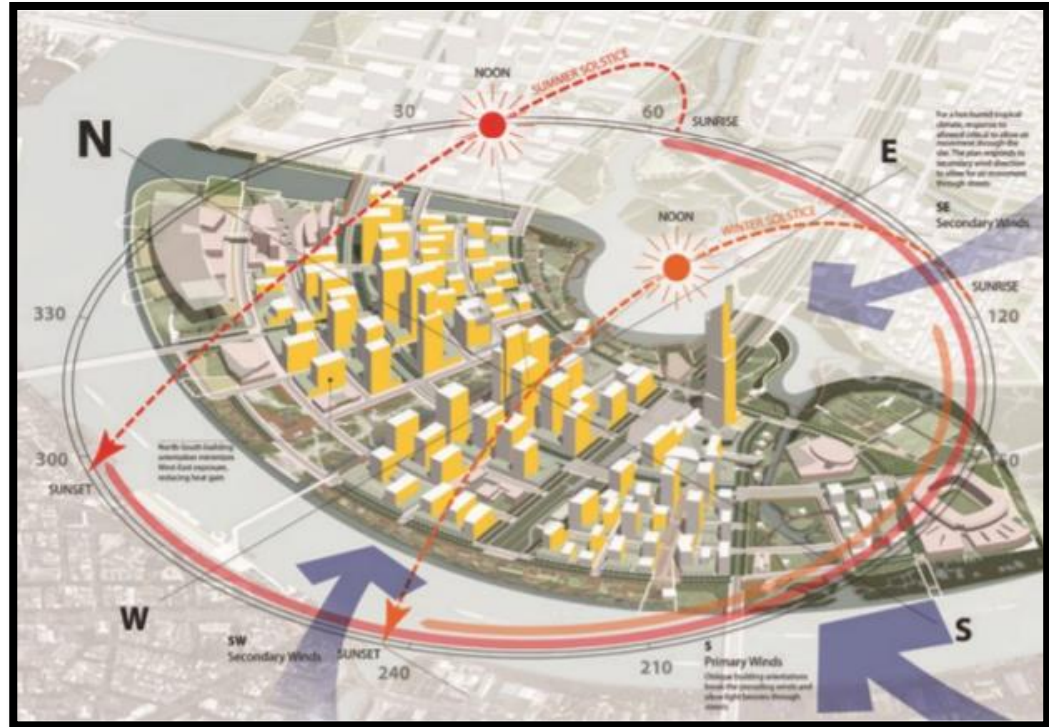
Source: University of Waterloo, Tropical Climate Analysis



Site Level

Reducing 'Heat Island' effect by techniques such as:

- Building around courtyards/open courts
- Leveraging mutual shading of blocks
- Creating wind passages through site massing
- Reducing hard paving to allow water absorption
- Using complimentary vegetation that control sunlight penetration through seasonal changes



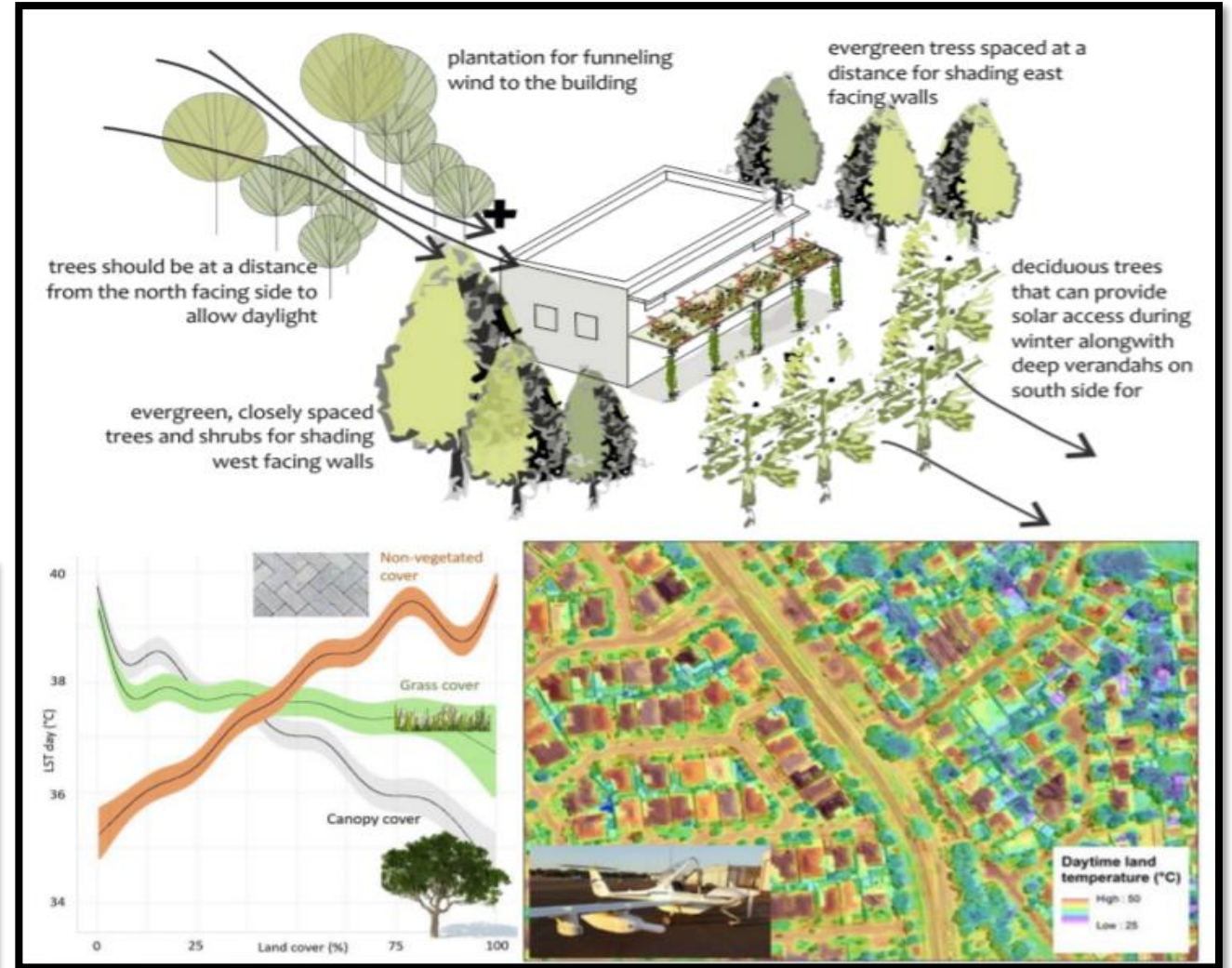
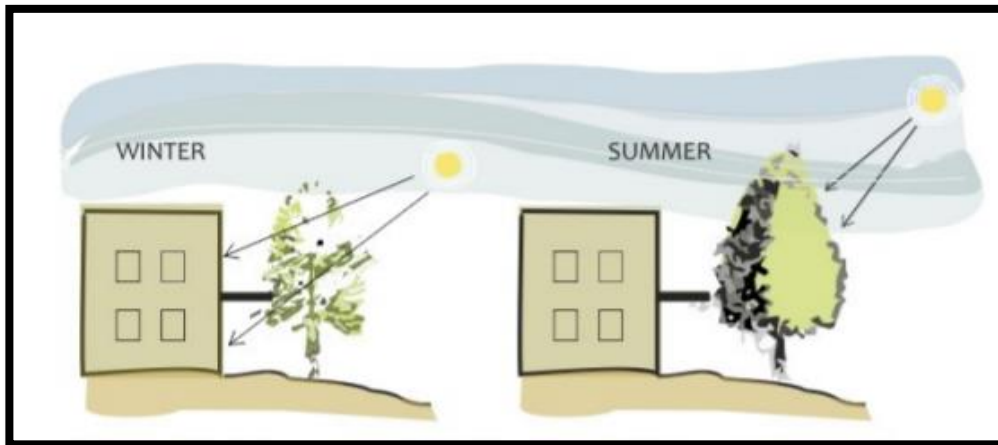


Site Level: Leveraging Plantations

Appropriate plantation of trees to promote shading and ventilation can temper extreme weather to a significant degree.

In Adelaide, a study estimated that districts with higher vegetation cover remained cooler by up to 6°C during heatwave conditions.

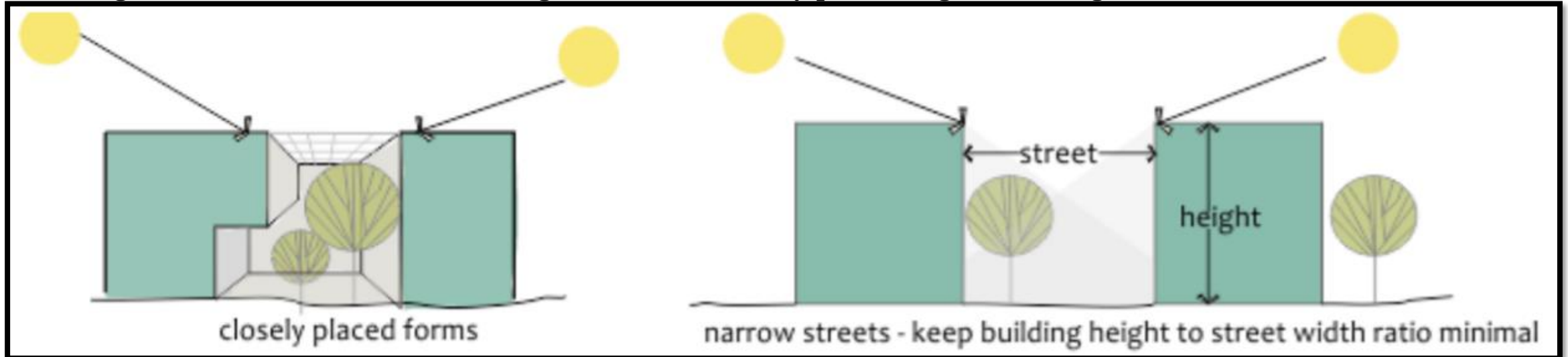
The image below shows deciduous trees allow sun penetration in winter and block sun access during summer.



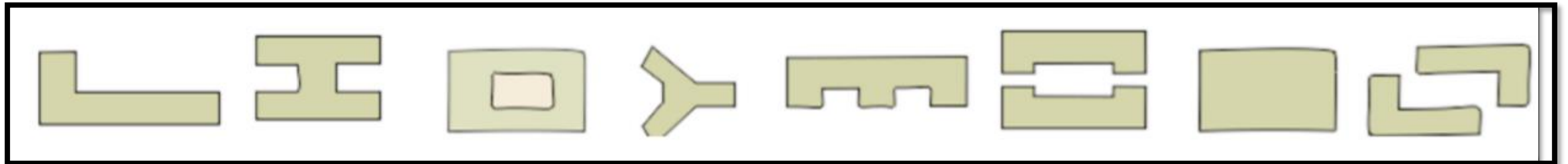
Block Level

Heating / Cooling Strategies

Arrange blocks such that mutual shading is achieved, thereby preventing solar heat gains in warm months.



Arrange longer facades along north / south to encourage glare free lighting in summer and maximize solar penetration in winter.



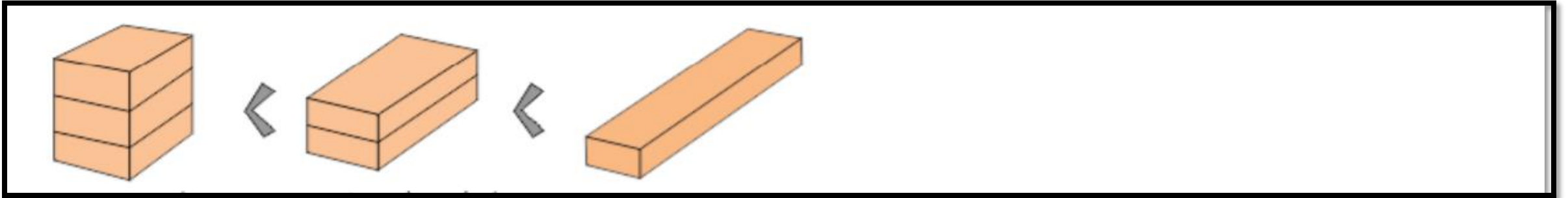


Block Level

Heating / Cooling Strategies

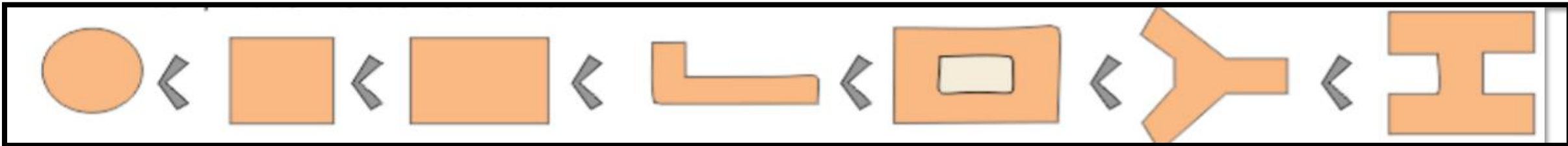
Minimize surface area to building volume and perimeter to area ratios in extreme climate zones to minimize exposure to solar radiation.

Minimize P/A ratio in extreme climates



Increase compactness by reducing surface area for the same volume.

Minimize P/A ratio in extreme climates

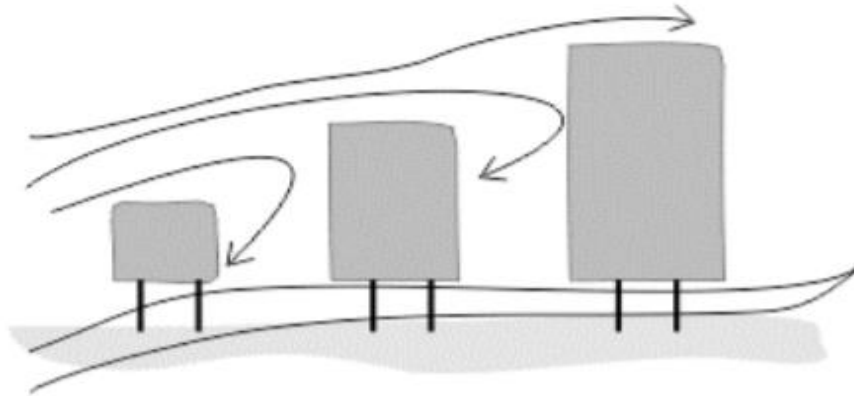




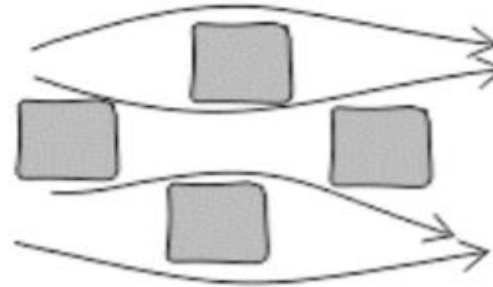
Block Level

Heating / Cooling Strategies

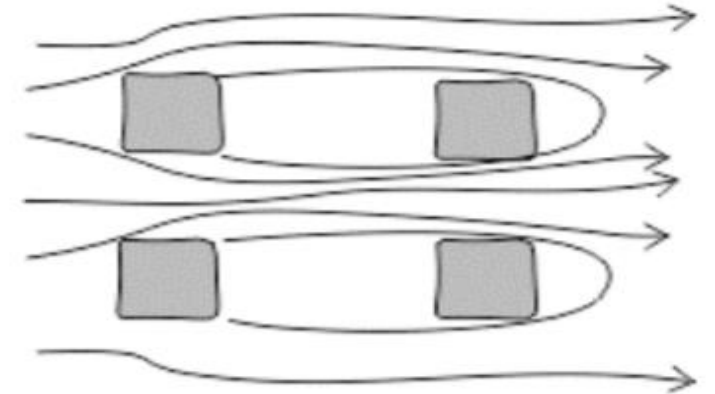
Buildings should be oriented to avoid creation of 'wind shadows'



If a site has multiple buildings, they should be arranged in ascending order of their heights and be built on stilts to allow ventilation



Staggered layout helps in accentuating wind movement

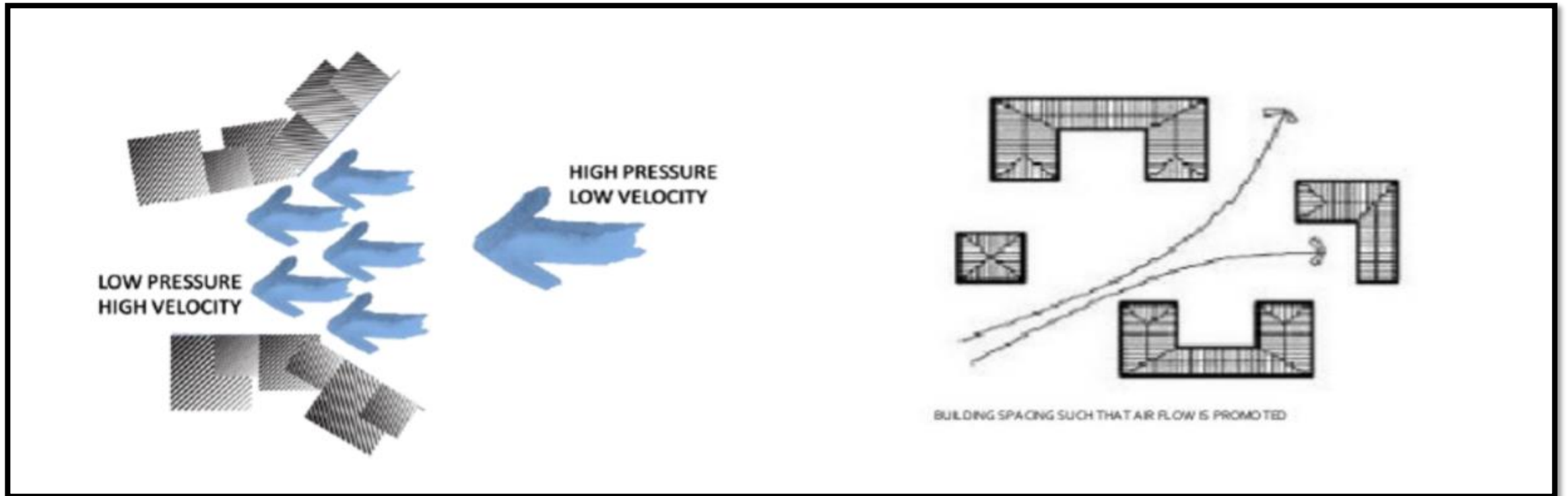




Block Level

Ventilation Strategies

Wind flows can be harnesssed by creating variably sized courts and catchment areas. This can enhance ventilation and serve an overall cooling effect for the blocks.

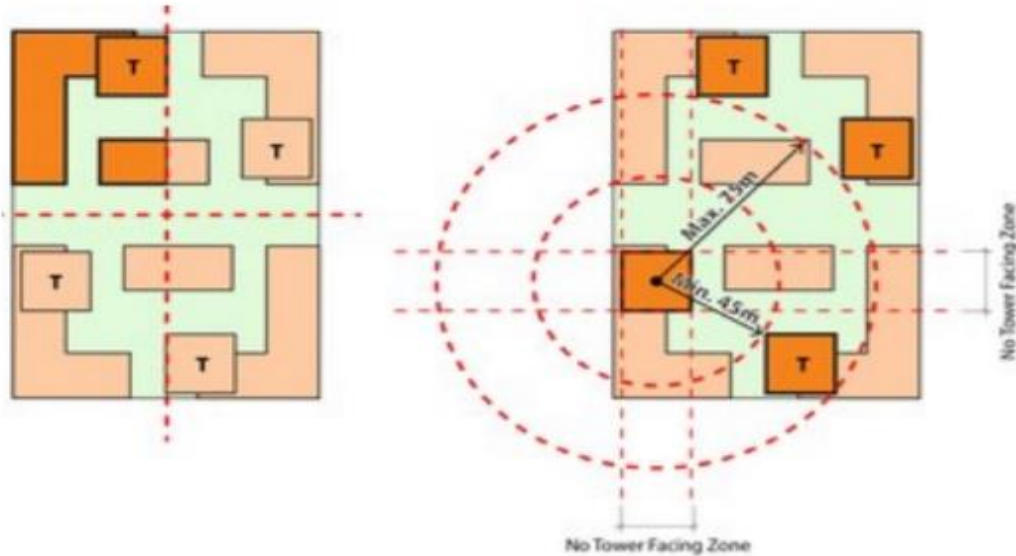


Source: MaS, SHIP



Block Level

Lighting Strategies



RULE 1-1

Since full block is optimal, each zone as a potential small block is also optimal.

RULE 1-2

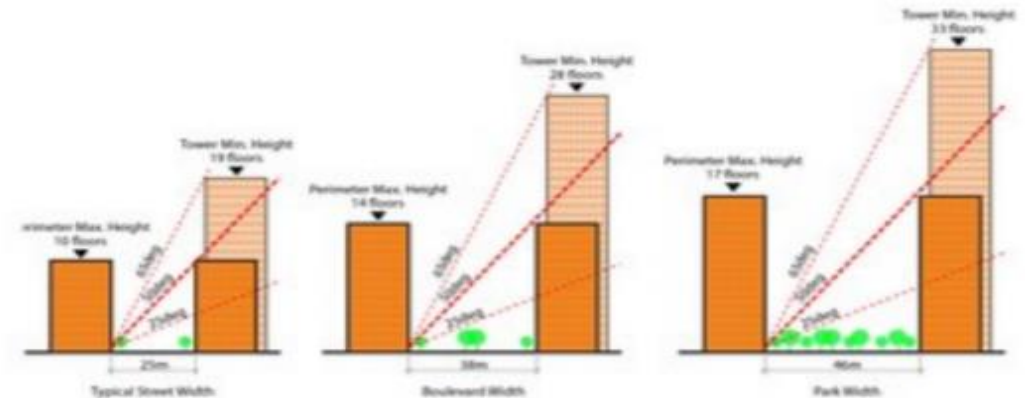
Generally, 1 tower per each zone.

RULE 2-1

Any tower should be separated a minimum of 45m center to center of a tower to minimize the impact on each other.

RULE 2-2

Towers should be located at no more 75m apart to maintain typology efficiency. Additionally, towers should not directly face each other.



RULE 3-1

The tower and perimeter block height is defined by the street or courtyard width and a range of BRE recommended obstruction angles.

25 deg (BRE recommended) : conventional window design will usually give reasonable result.
65 deg (BRE recommended) : it is very difficult to provide adequate daylight, unless very large windows are used.

50 deg (KPF recommended): it provides higher density with reasonable solution to improve daylight condition through designing adequate room layout and enlarged windows

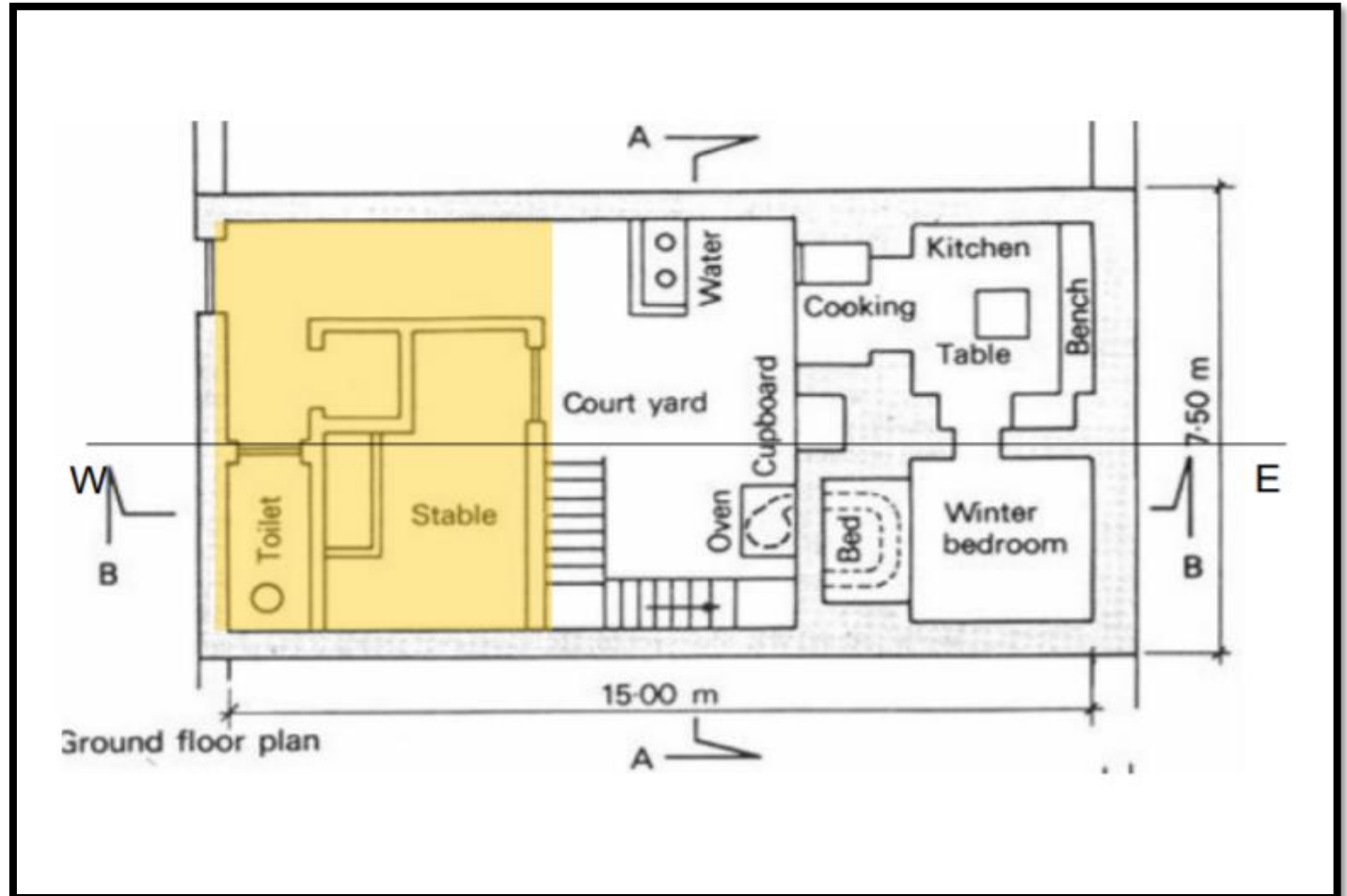


Unit Level

Heating / Cooling

Form and Orientation

- The alteration in solar path affects solar radiation penetration patterns during different seasons and consequently, heat gain and loss in a building.
- Moderately compact courtyard type internal planning. Lesser exposure to sun on East-West external walls to minimize heat gain.
- Non-habitable rooms (stores, toilets, etc) can be effectively used as thermal barriers if planned and placed on the east and especially, the west end of the building.



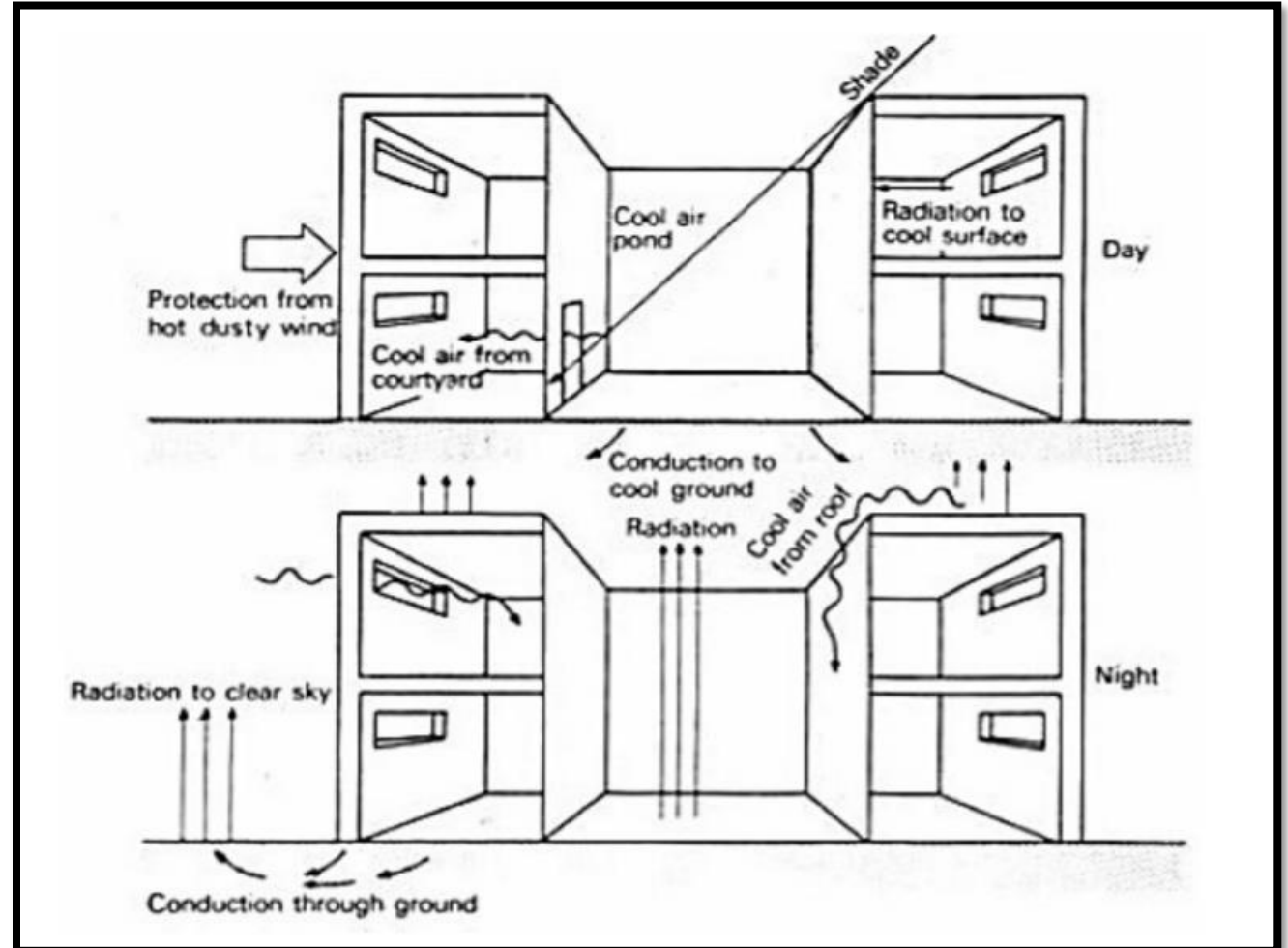


Unit Level

Heating / Cooling

Form and Orientation

- Courtyard Effect – high walls cut off the sun, and large areas of the inner surfaces and courtyard floor are shaded during the day.
- Cooler air, cooler surfaces, the earth beneath the courtyard will draw heat from the surrounding areas, reemitting it to the open sky during the night.



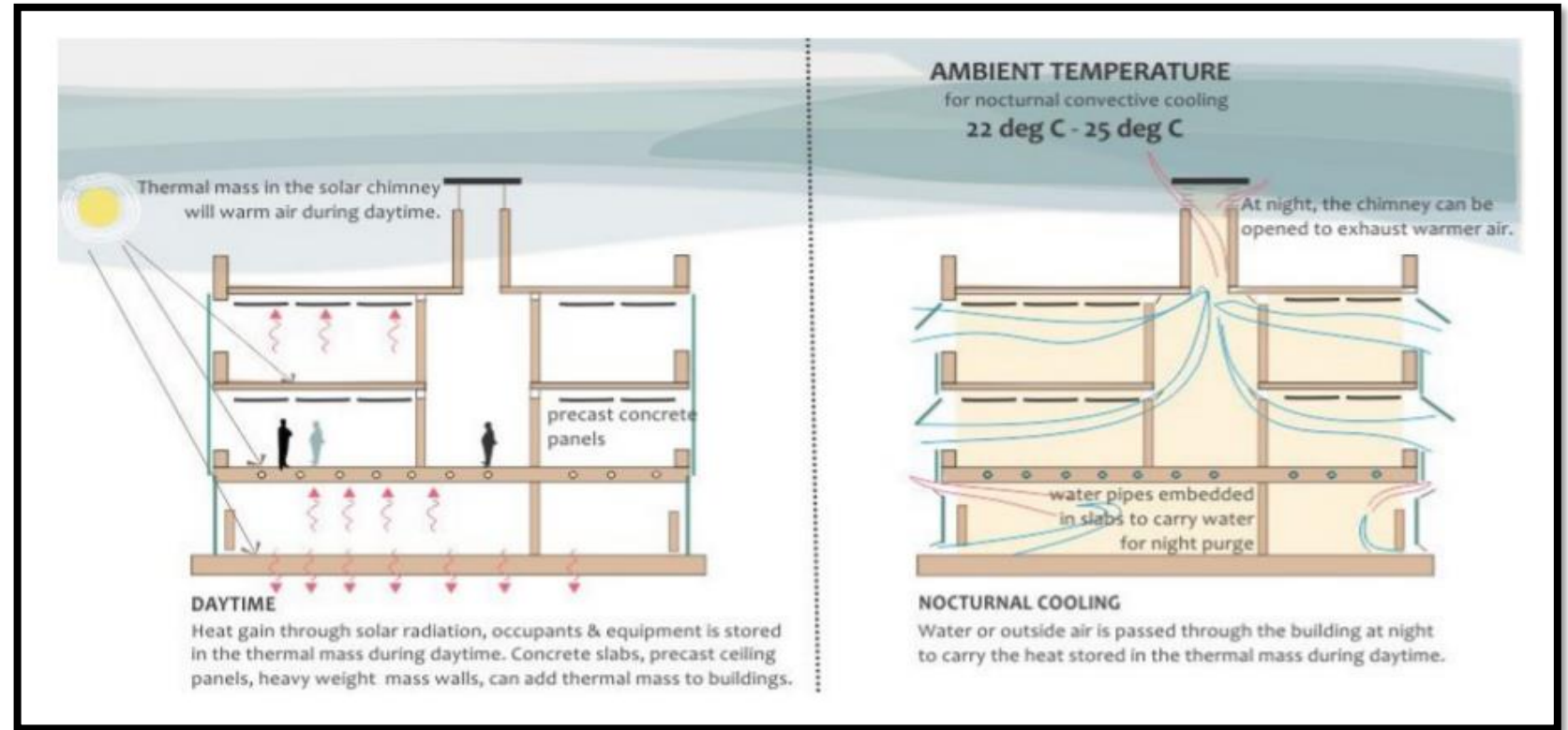


Unit Level

Heating / Cooling

Form and Orientation

- Thermal mass can be used with nocturnal convective cooling or night cooling for cooling buildings passively.
- Diurnal swing must be high for thermal mass to be an effective passive cooling and heating strategy.



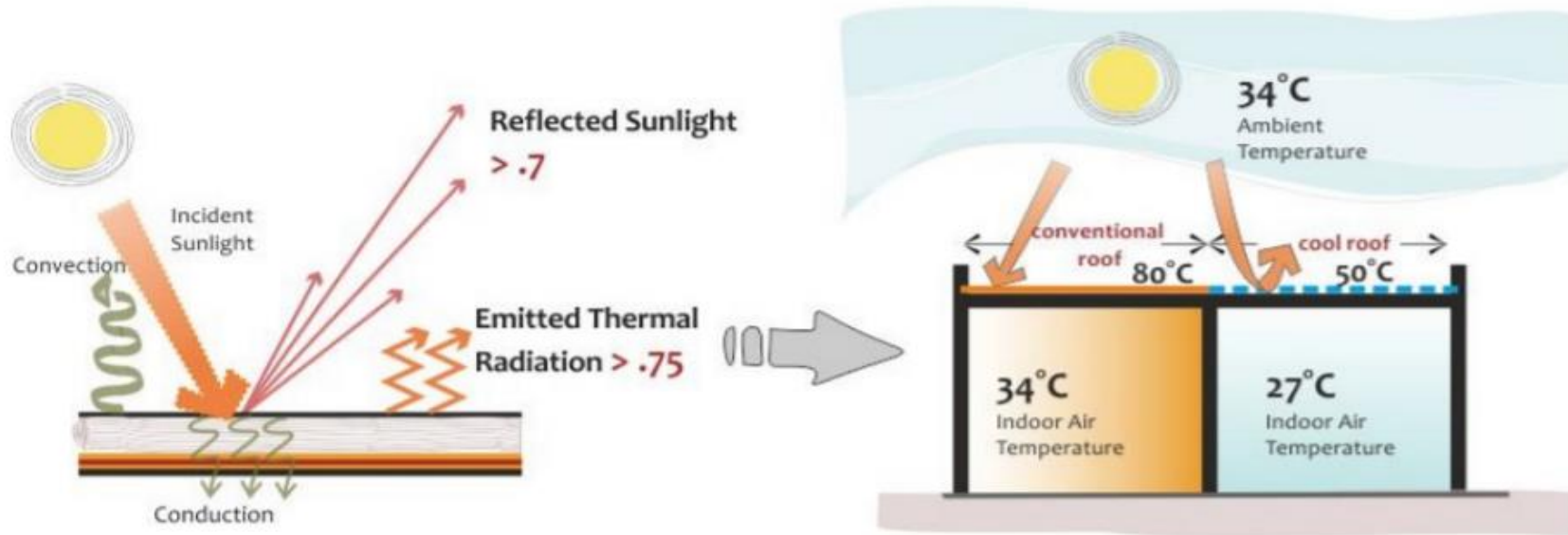


Heating / Cooling

Unit Level

Cool Roofs

- Thermal emittance (re-radiation of absorbed heat), and solar reflectance of cool roofs is much higher than conventional roofs, which enables them to prevent solar radiation from being passed on to the interior of a building. Cool roofs reduce annual air conditioning energy use of a single story building up to 15%



Performance of cool roofs can be assessed in terms of thermal emittance, solar reflectance or Solar Reflectance Index (SRI), which is a measure of both emittance and reflectance.

Cool roofs are able to maintain a temperature differential of 6-8 deg celcius between ambient and indoor air temperature due to high thermal emittance and solar reflectance.

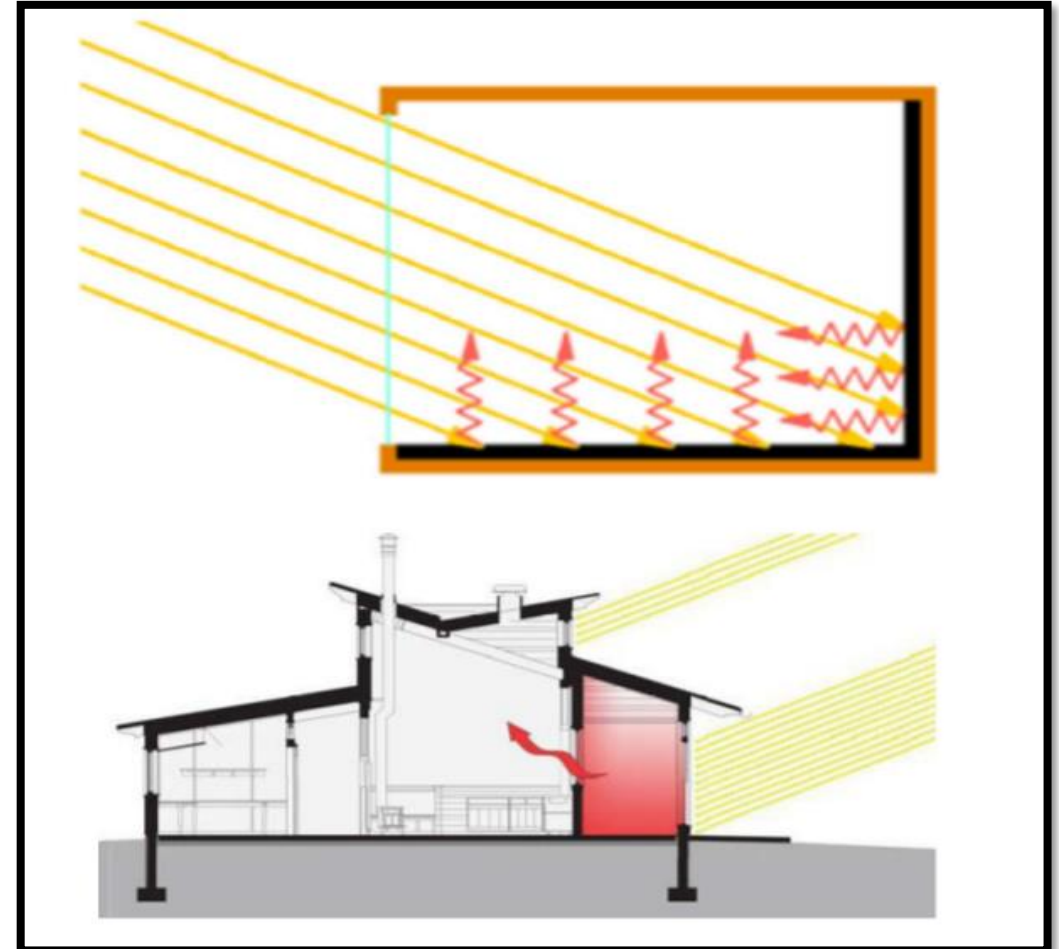


Unit Level

Heating / Cooling

Direct Heat Gain

- Sunlight is admitted into the living spaces, directly through openings or glazed windows, to heat the walls and floors and thereby the air inside.
- The glazed windows are generally located facing south to receive maximum sunlight during winter (in northern hemisphere). They are generally double glazed, with insulating curtains, to reduce heat loss during night time.
- Glazed corridors and verandahs can also be used to trap sunlight transfer heat to living / working spaces beyond. At night these buffers can help retain heat in living area.





Unit Level

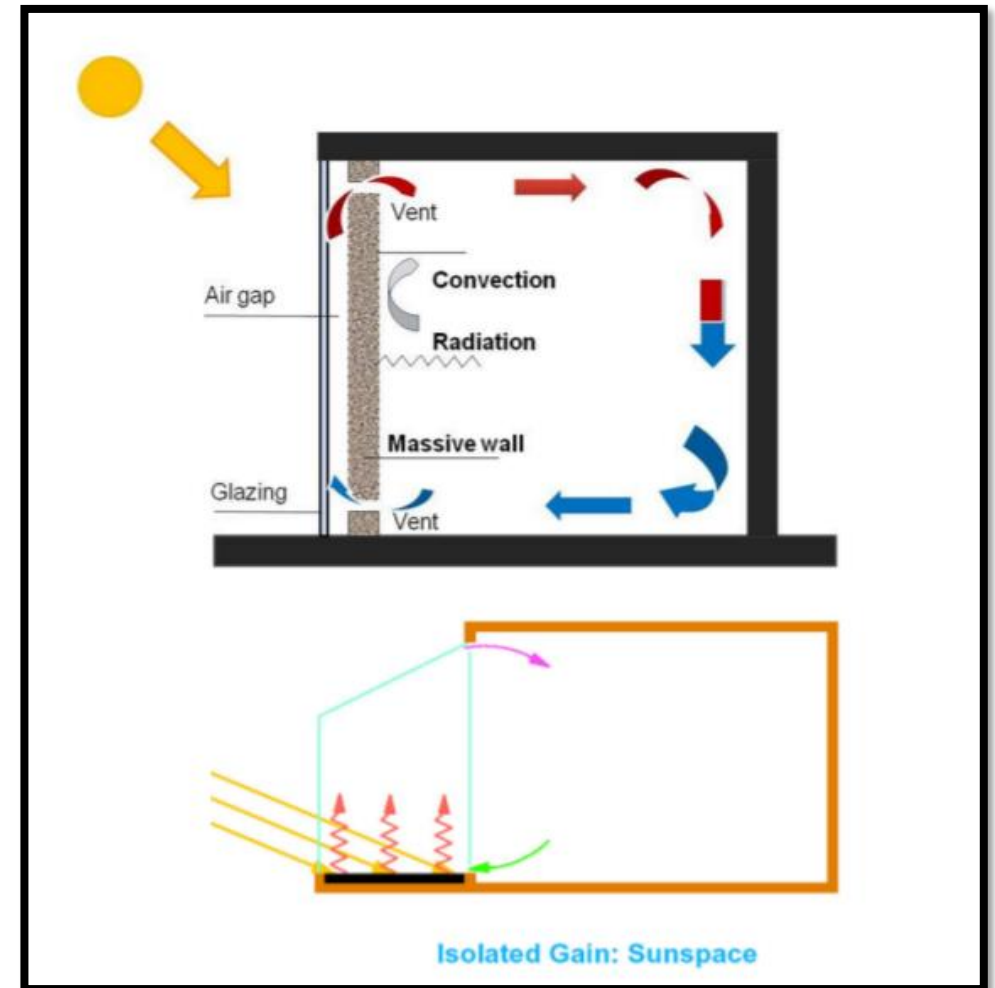
Heating / Cooling

Indirect Heat Gain

- Trombe walls, thick solid walls with vents along with lower and upper ends, can be used in conjunction with glazing along south facades to have a heating effect on internal air circulation.

Isolated Heat Gains

- The south facing sunspace can be created with glazing, wherein sunlight heats trapped air, and convection enables its internal circulation.



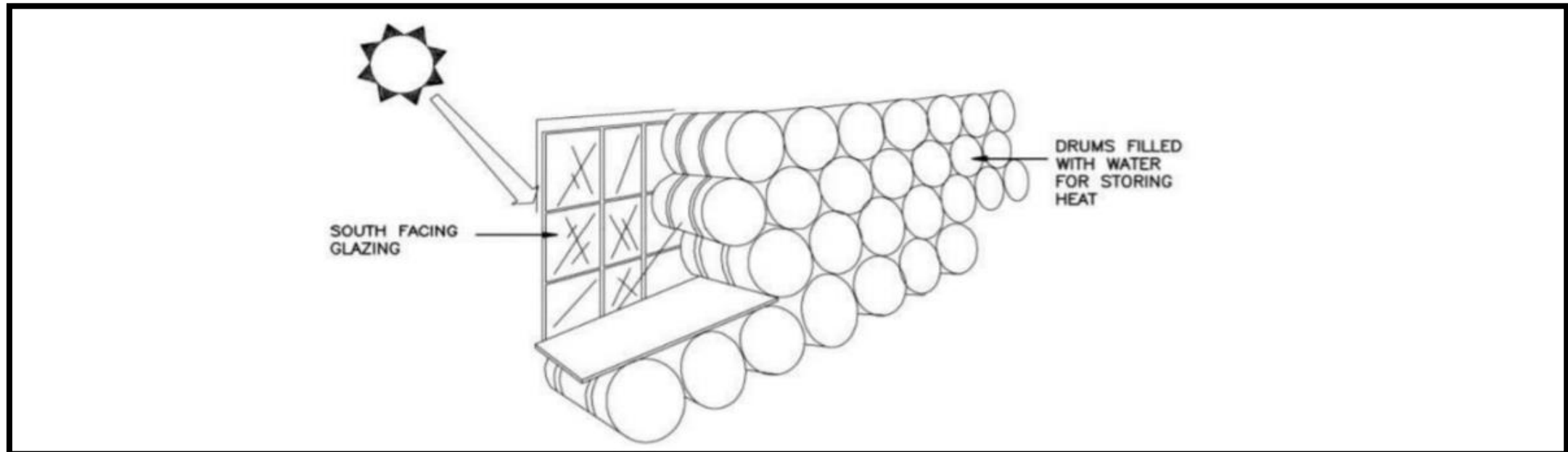


Unit Level

Heating / Cooling

Water Walls

- Water walls are based on the same principle as that of the Trombe wall, except that they employ water as the thermal storage material. Water walls are thermal storage wall made up of drums of water stacked up behind glazing. It is painted black externally to increase the absorption of radiation. This setup can store more heat than concrete walls due to higher specific heat.



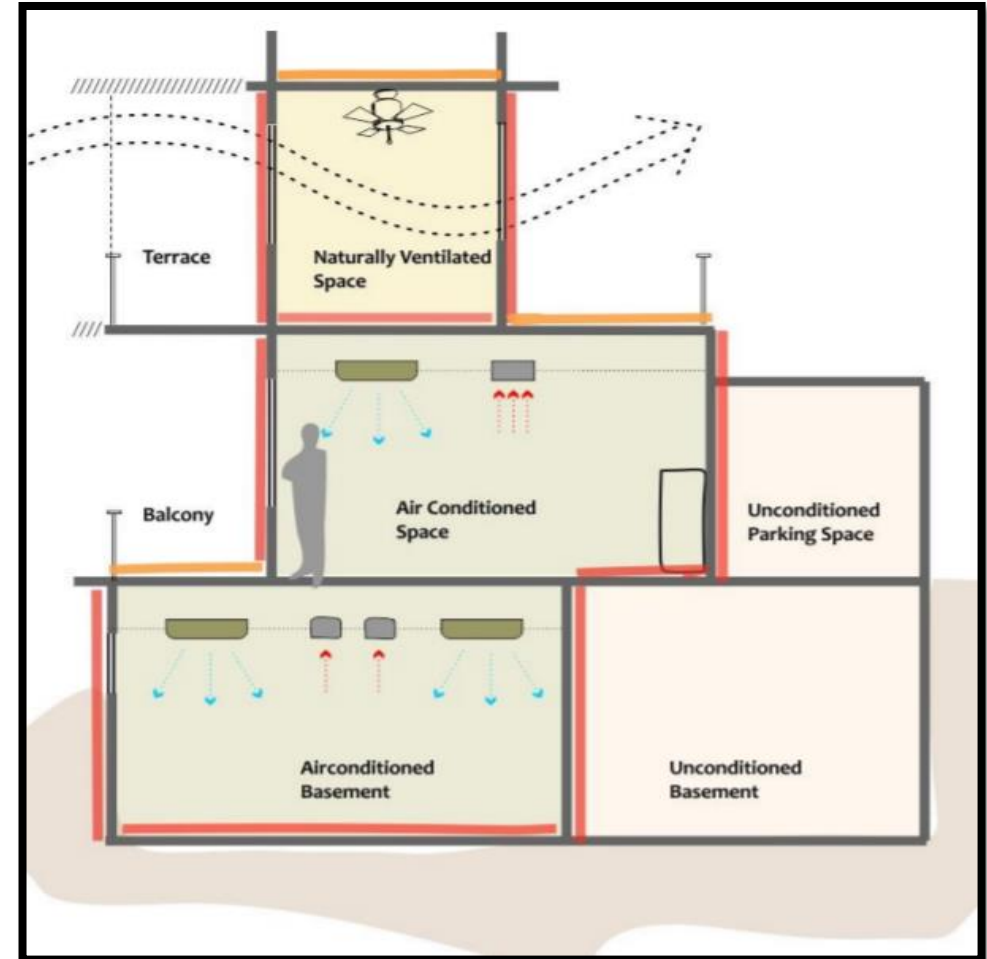


Unit Level

Heating / Cooling

Insulation

- Insulation should always be placed on the warmer side of the envelope.
- In warm climates, insulation should be installed on the outside and in cold climates, on the inside.
- Insulation is rated in terms of R-value. Higher R-values denote better insulation and translate into more energy savings.
- Providing insulation beyond 100mm thickness does not provide a much further benefit in terms of energy efficiency. Provision of the initial 25mm of insulation, provides the highest incremental energy saving.
- As the insulation material becomes incrementally thicker, the incremental energy saved becomes smaller and smaller until it is almost insignificant, especially after an insulating thickness of 100mm onwards.



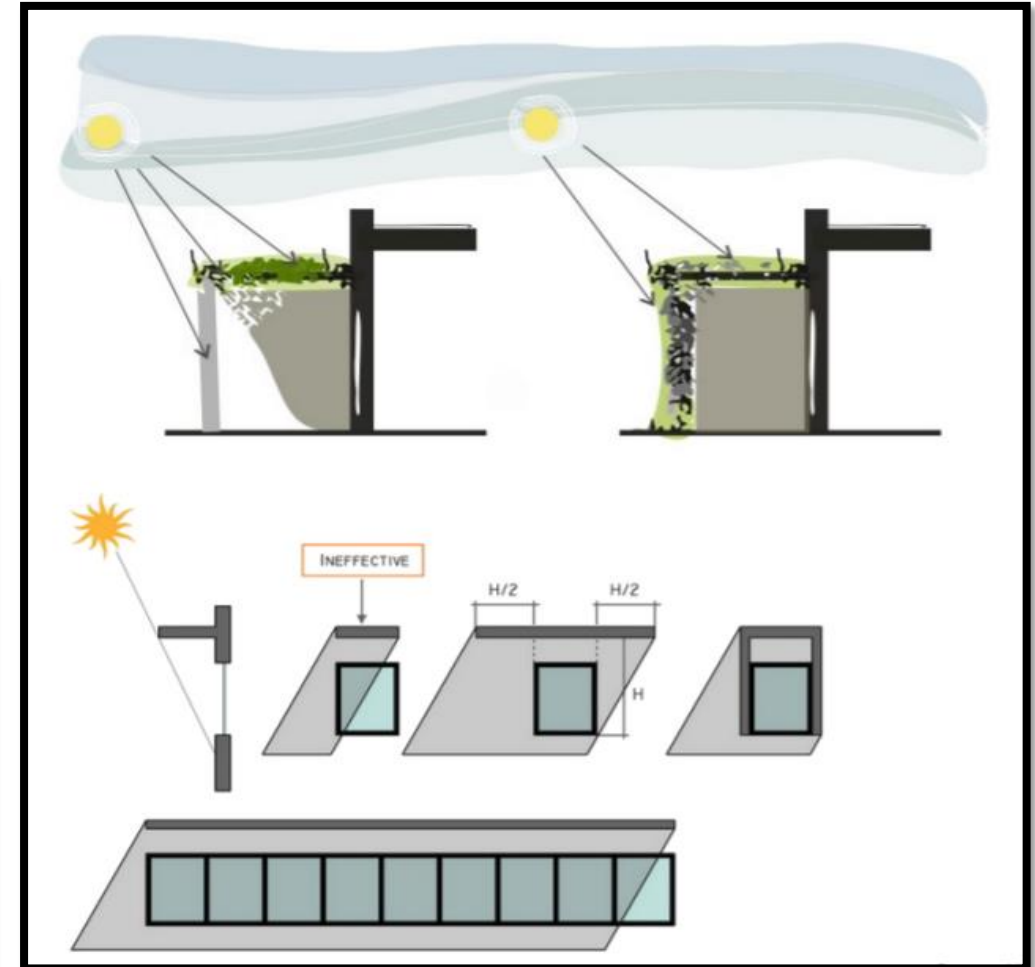
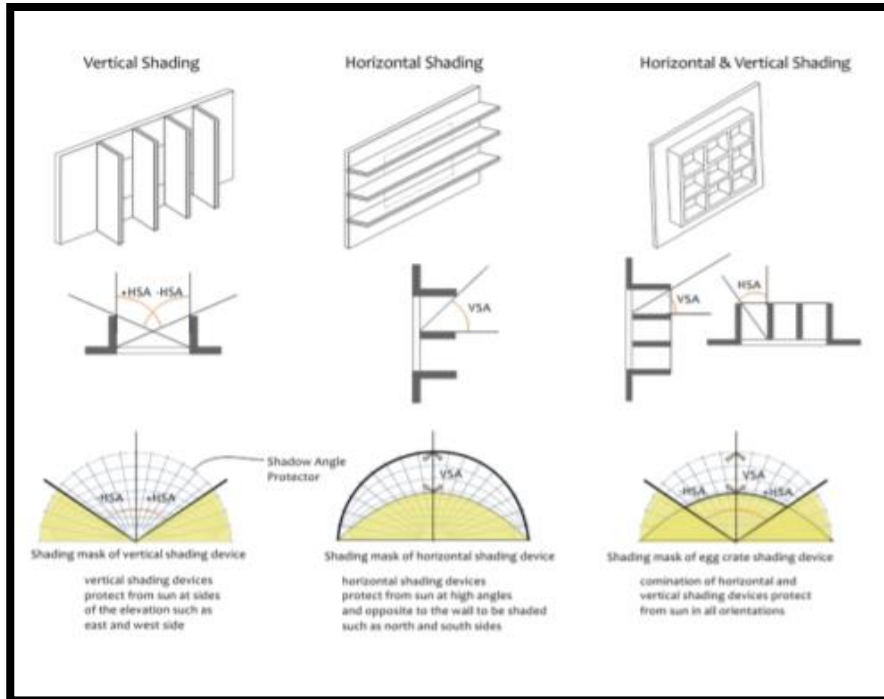


Unit Level

Heating / Cooling

Shading

- Plants like creepers may be used to promote shading.
- Fenestrations and shades / chajjas may be designed to optimize solar radiation as per climate type.



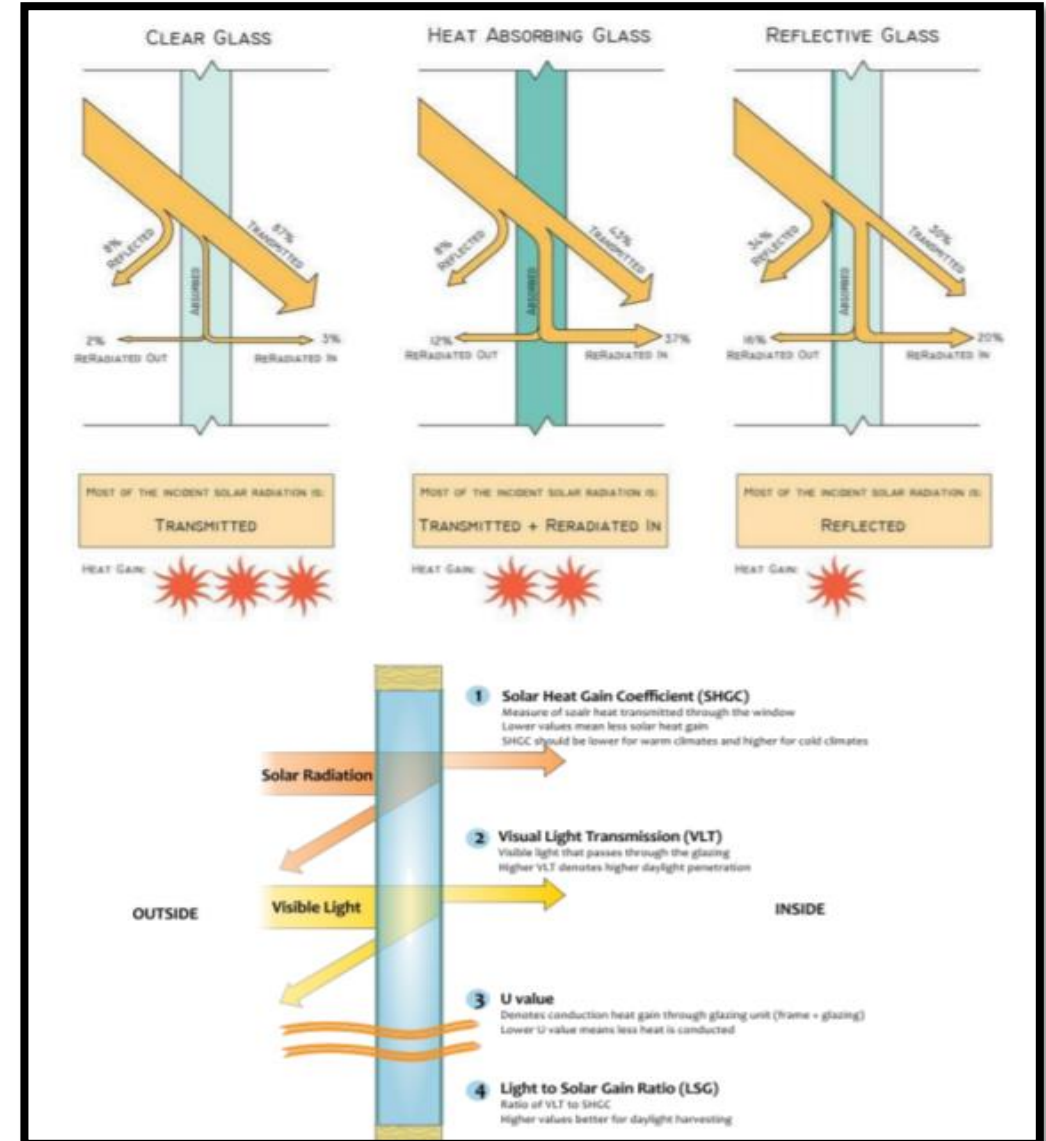


Unit Level

Heating / Cooling

Glazing

- Location, sizing and glazing of windows can be used judiciously to reducing cooling load, and resultantly, smaller building cooling systems.
- Achieving a balance between daylight penetration and heat gain requires a careful calibration between visual and heat transmission qualities of glazing and the orientation and sizing of opening.
- Reduce Solar Heat Gain Coefficient (SHGC) as less heat will be transferred into the building.
- Reduce the U-Value of glazing and also lower the SHGC except for the cold climate where higher SHGC is recommended.





Unit Level

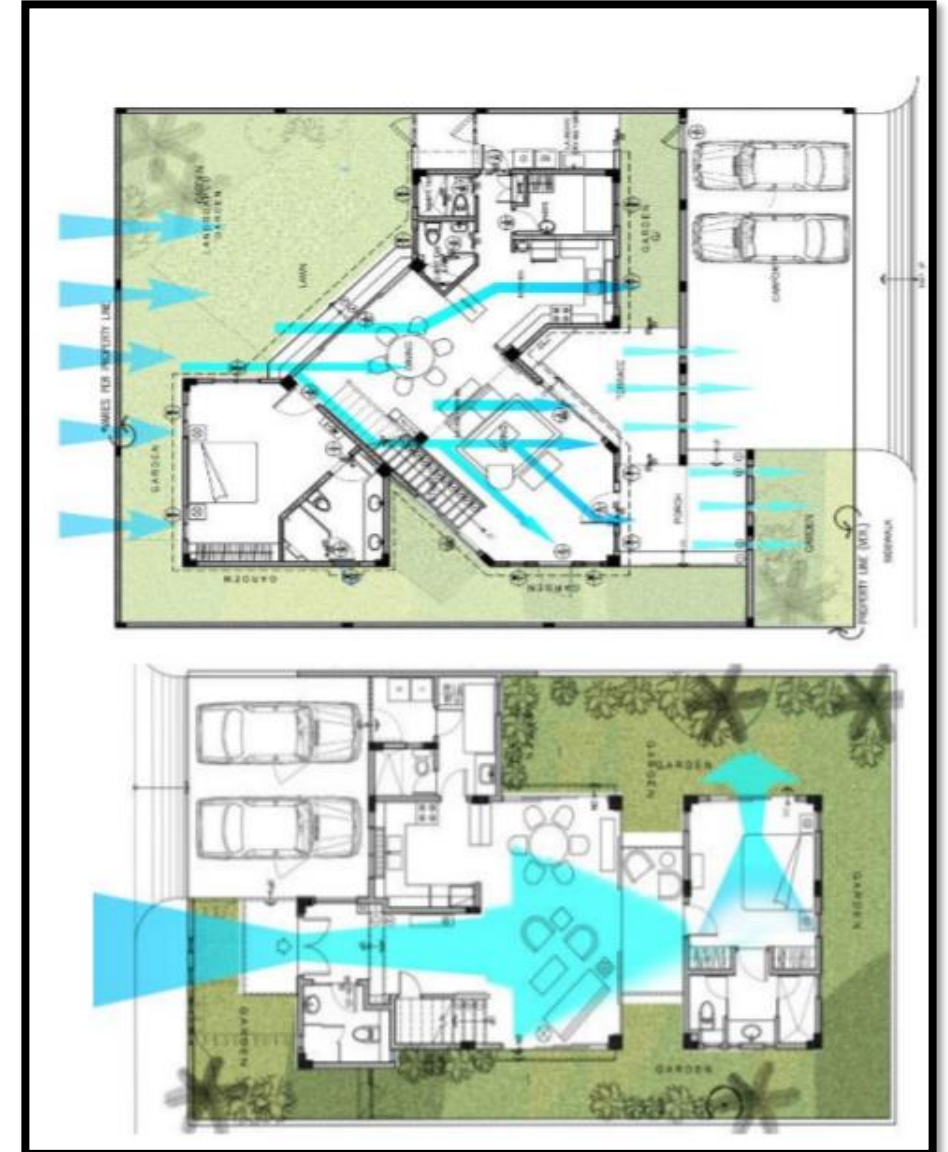
Ventilation

Orientation

- Buildings can be oriented at an angle between 0° to 30° with respect to the prevailing wind direction.
- Buildings that feature a courtyard (in cinemas where cooling is desired), orienting the courtyard 45° from the prevailing wind maximizes wind flow into the courtyard and entrances cross ventilation in the building.

Creating Pressure Differences

- When wind enters through a smaller opening and exits through a bigger opening, that's a squeeze point. This creates a natural vacuum which increases wind velocity.
- Total area of openings should be a minimum of 30% of floor area.
- Window-wall-ratio (WWR) should not be more than 60%.





Unit Level

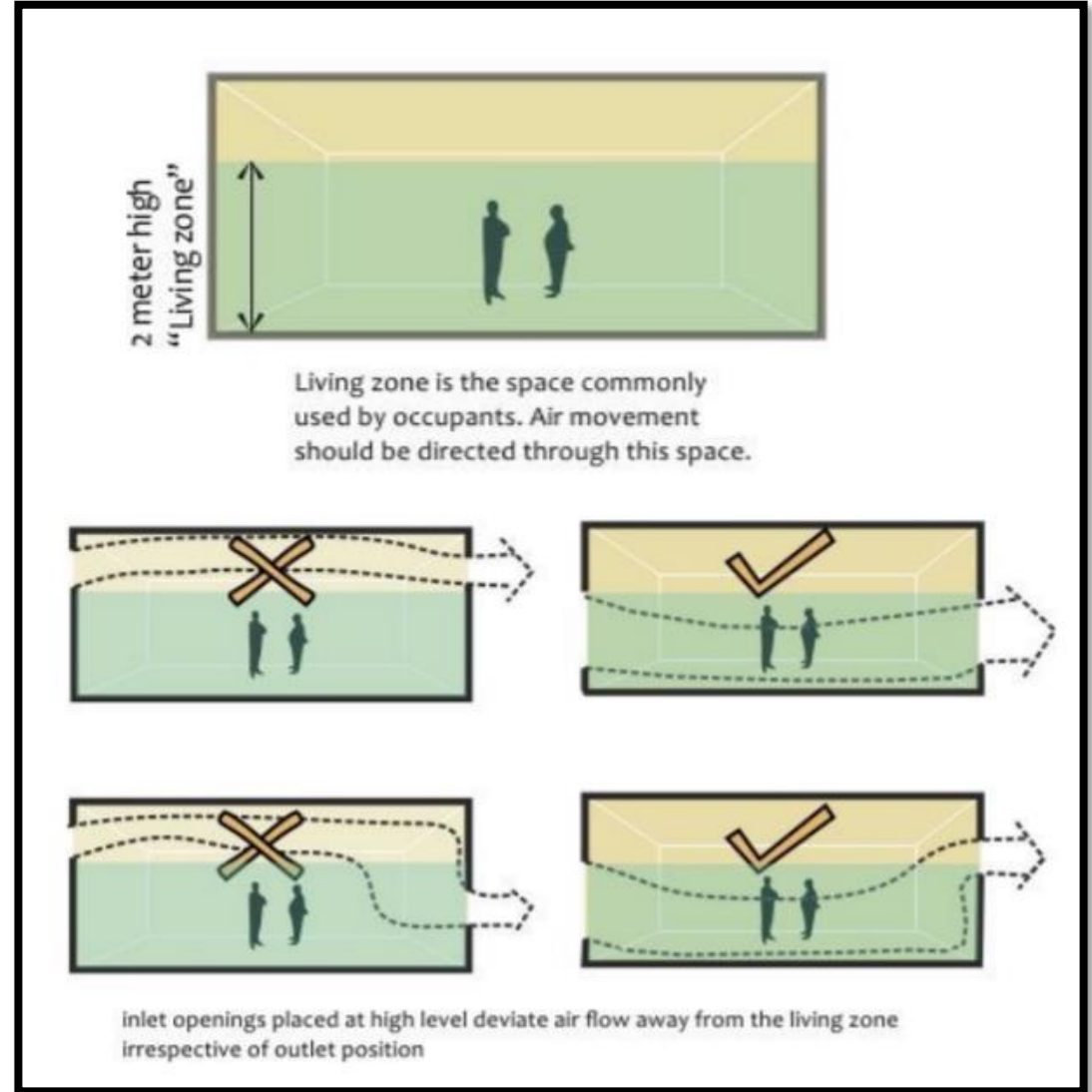
Ventilation

Openings

- Maximum air movement is achieved by keeping the sill height at 85% of the critical height.
- Greatest flow per unit area of the opening is achieved by keeping the inlet and outlet of nearby same sizes at nearly same levels.

Stack Ventilation

- Stack ventilation is a form of cross ventilation that enhances air circulation inside a space by combination of buoyancy and venturi effect. It is good for cooler temperatures.
- The lighter warm air rises to escape the building through window openings at high level and is replaced by cool night time air or day time air drawn from shaded external areas from inlets at lower level.





Unit Level

Ventilation

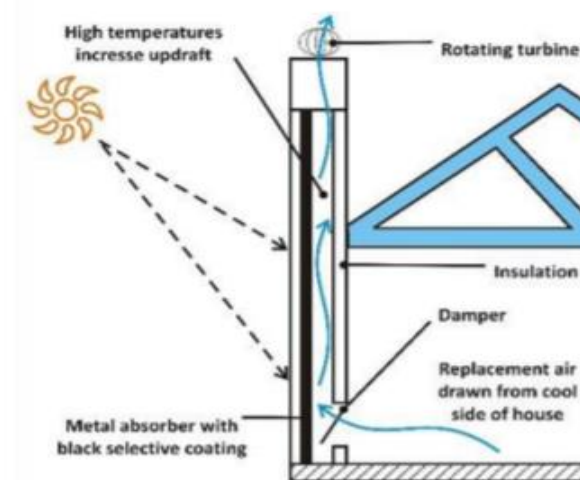
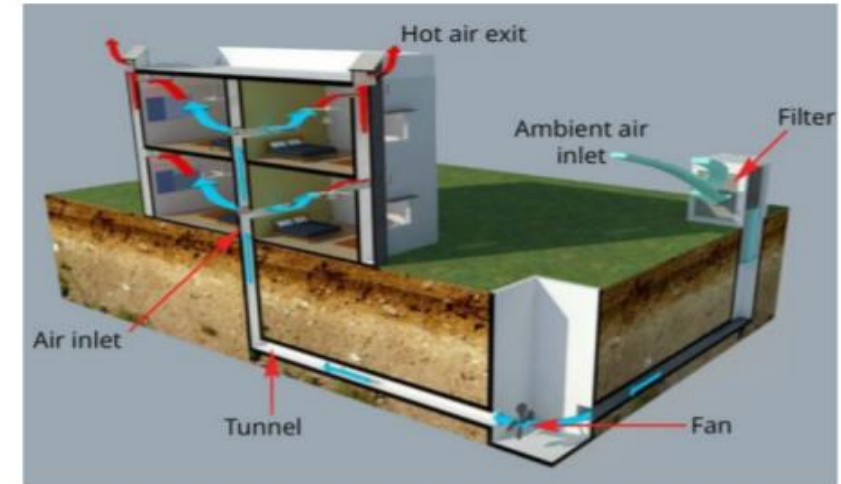
Air Earth Exchanger

- A precooling or preheating system which consists of a pipe or network of pipes buried at reasonable depth below the ground surface. It either cools the air by rejecting heat to the ground or heats the air absorbing heat from the ground. It utilizes the fact that deep earth temperature remains almost same as the annual average mean air temperature of the location.

Solar Chimney Wall

- Solar Chimney, on an external wall, enhances stack ventilation by providing additional height and well-designed air passages thereby increasing the air pressure differential.
- Via solar radiation, the chimneys warm the rising air which increases the difference between the temperatures of incoming and outflowing air. These measures increase the natural convection and enhance the draw of air through the building.

Source: MaS-SHIP, BEEP



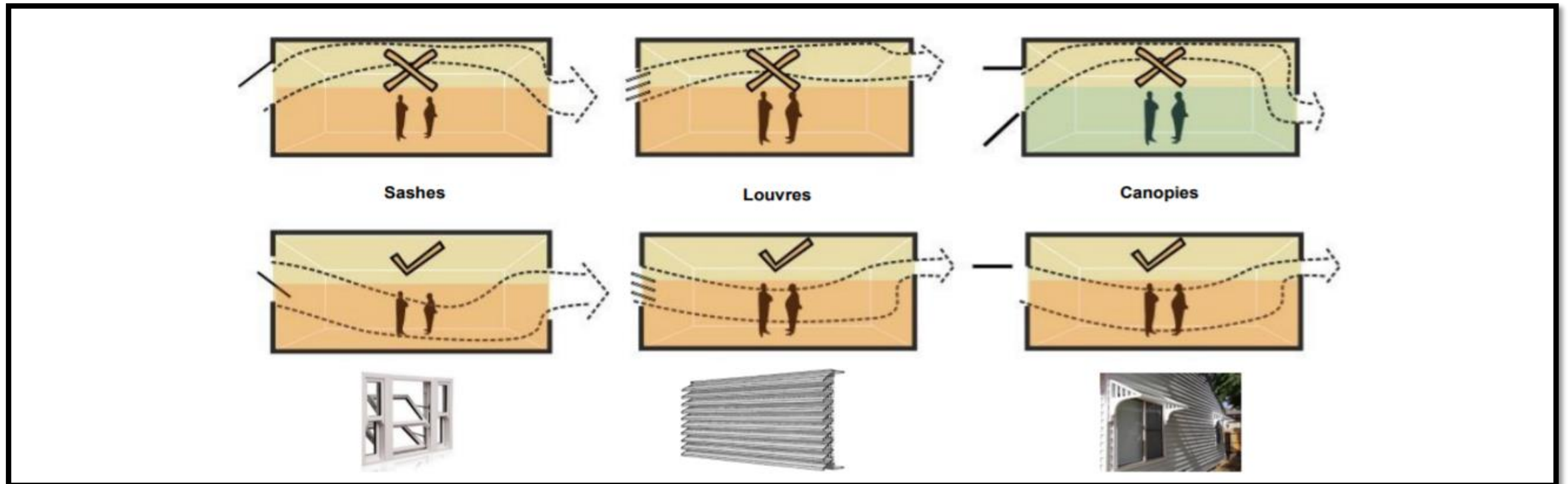


Unit Level

Ventilation

Directing airflow through openings

- Louvres and shades can be so designed as to direct air in specific directions, while protecting from sun and air.



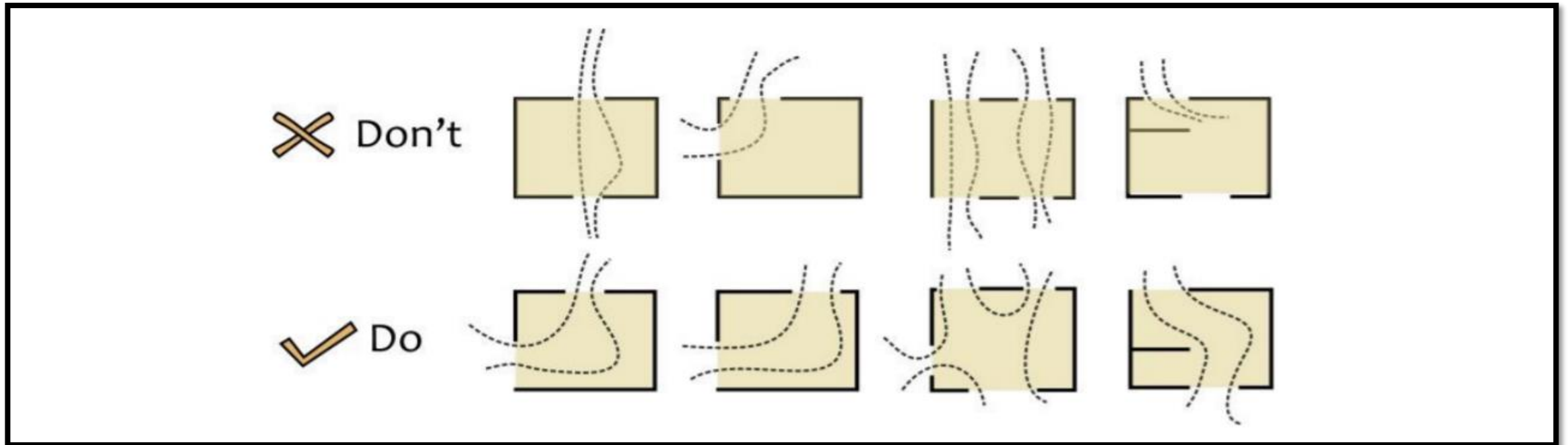


Unit Level

Ventilation

Positioning of Openings

To encourage ample ventilation, openings should be positioned on opposite walls, diagonally across rooms.





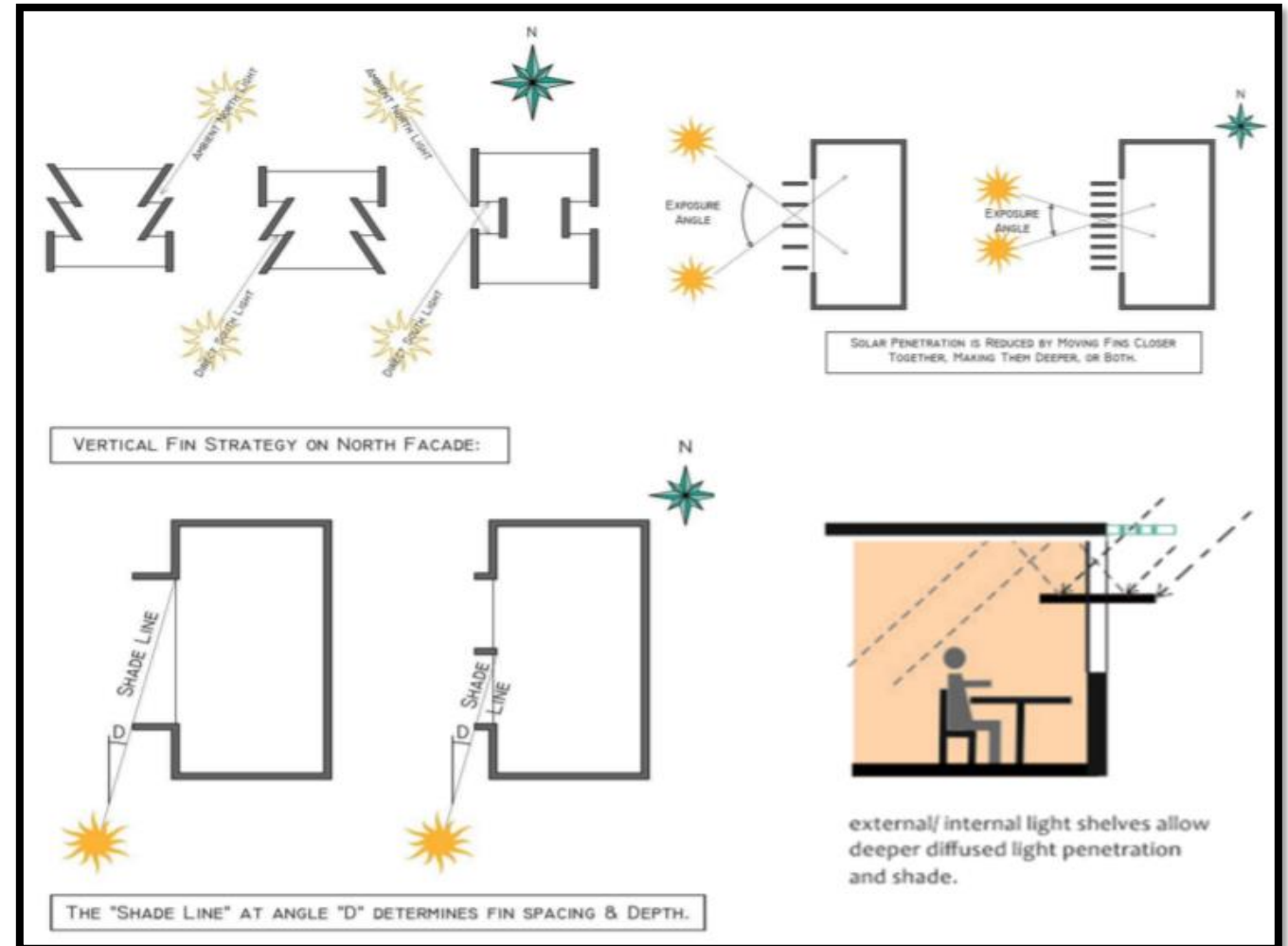
Unit Level

Lighting

Directional Modifications

- Ambient, glare free light comes from the North, while direct light comes from the south.
- East/West light has a lot of glare as it is generally at a lower angle.
- Orient windows along the east and west façade such that they are angled toward North/South.
- Alternatively, incorporate fins along East/West façade windows.
- Shading is generally not required along North facades, or only minimal shading interventions may be necessary.
- Window shades can be used to optimize light coming from the south.

Source: NZEB



Existing Standards for improving Thermal Comfort



ASHRAE - 55



National Building Code - 2016




Handbook of Functional Requirements of
Buildings 1987 by BIS




Eco Niwas Samhita Part 1 and Part 2



ISHRAE – Indoor Environmental Quality
Standards 2018-19



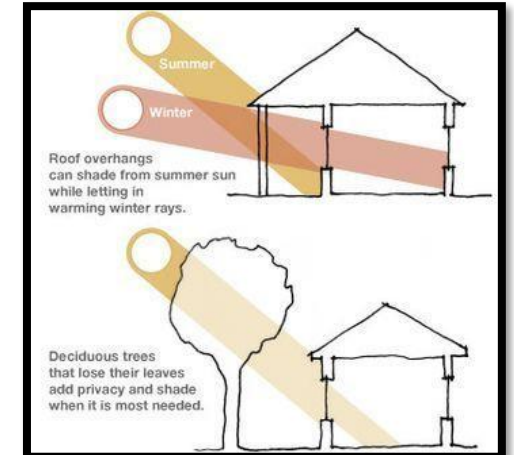
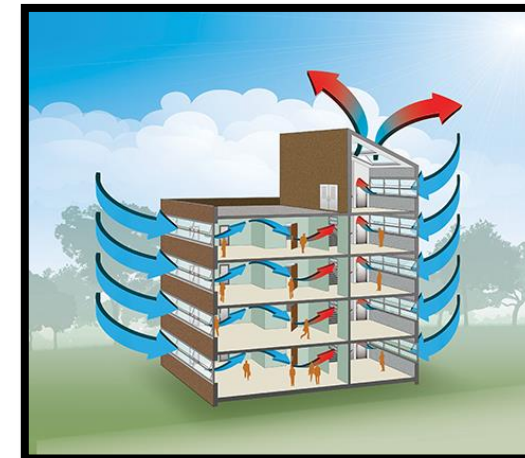
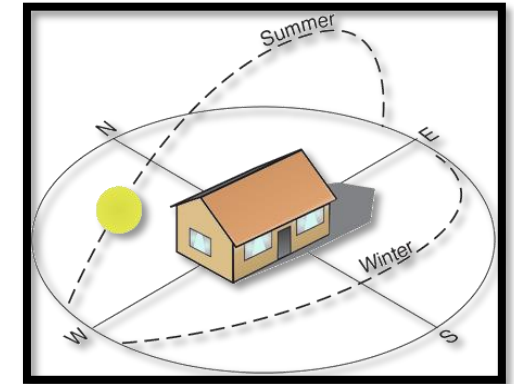
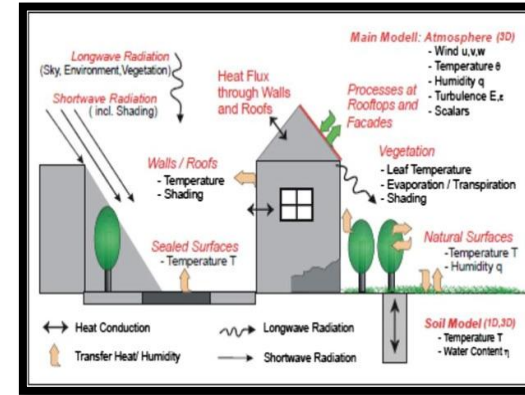
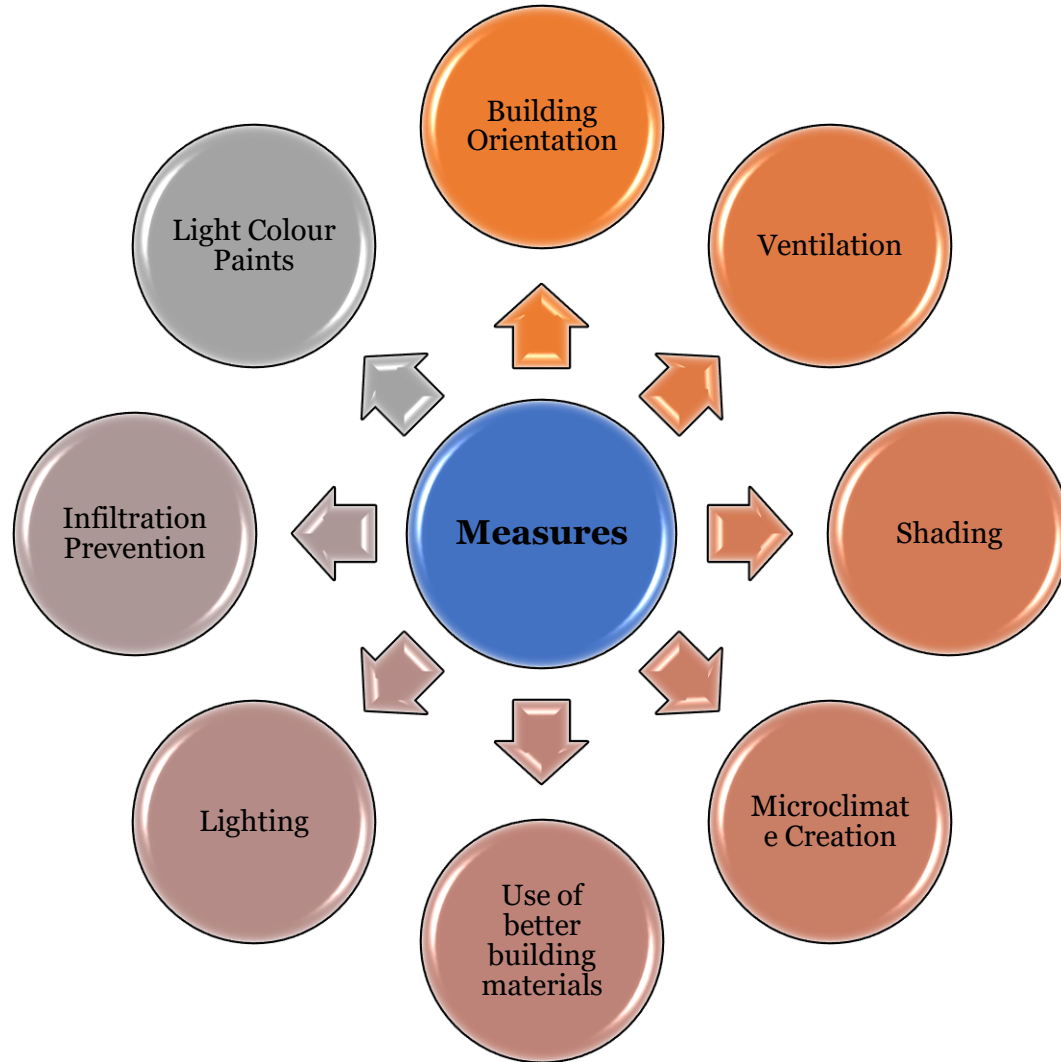
Eco Niwas Samhita 2018
Part 1: Building Envelope



Eco Niwas Samhita 2021
Code Compliance and Part 2



Thermal Comfort Design for Affordable Housing

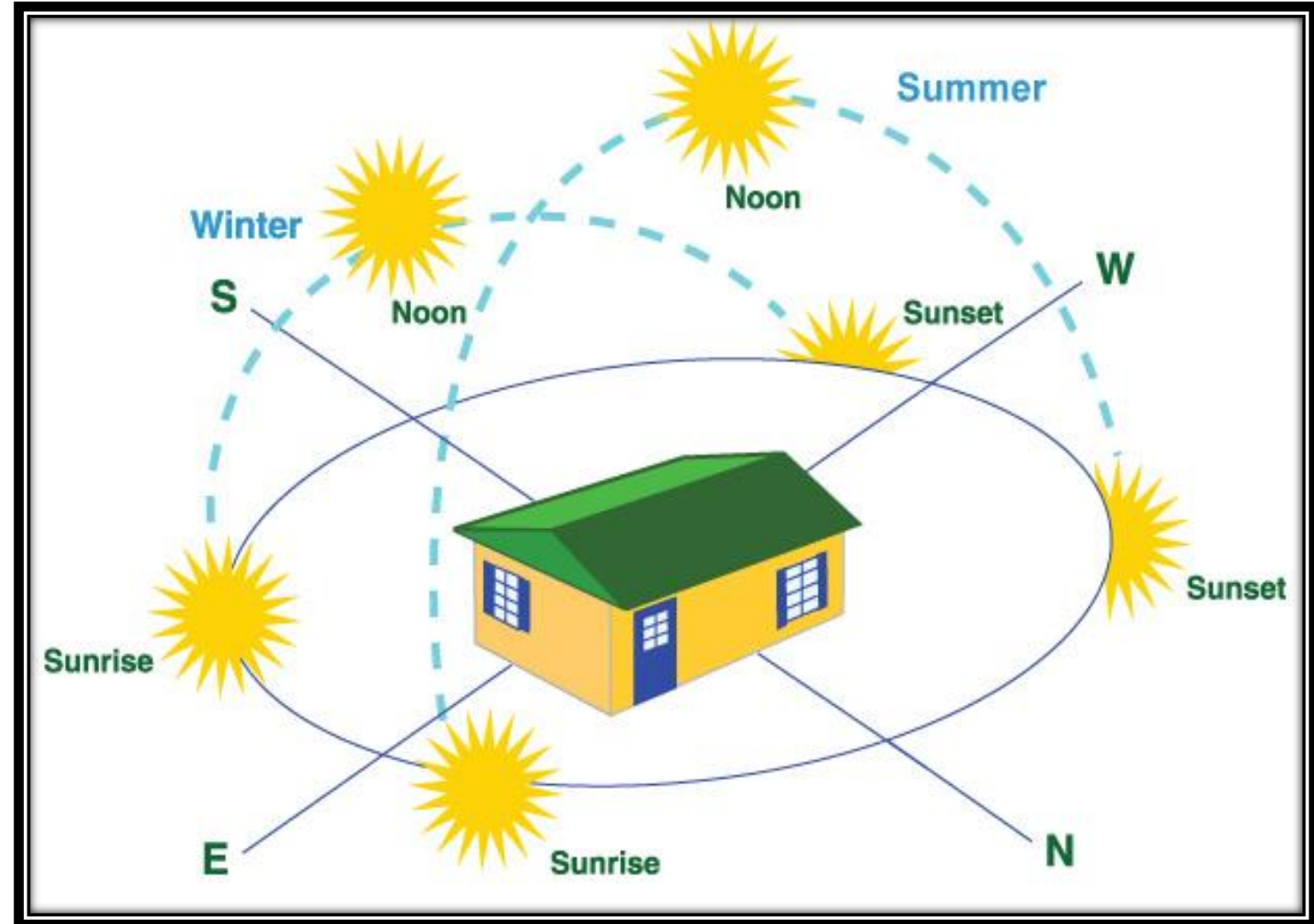




Building Orientation

Proper orientation of buildings is essential to reduce the impact of unfavorable weather conditions like solar radiation, driving rain and thunderstorm.

In the house, the rooms should be located in such a way that the ones frequently used should be elongated along the east-west dimensions to mitigate heat gain in summer and also making efficient use of winter's sun.



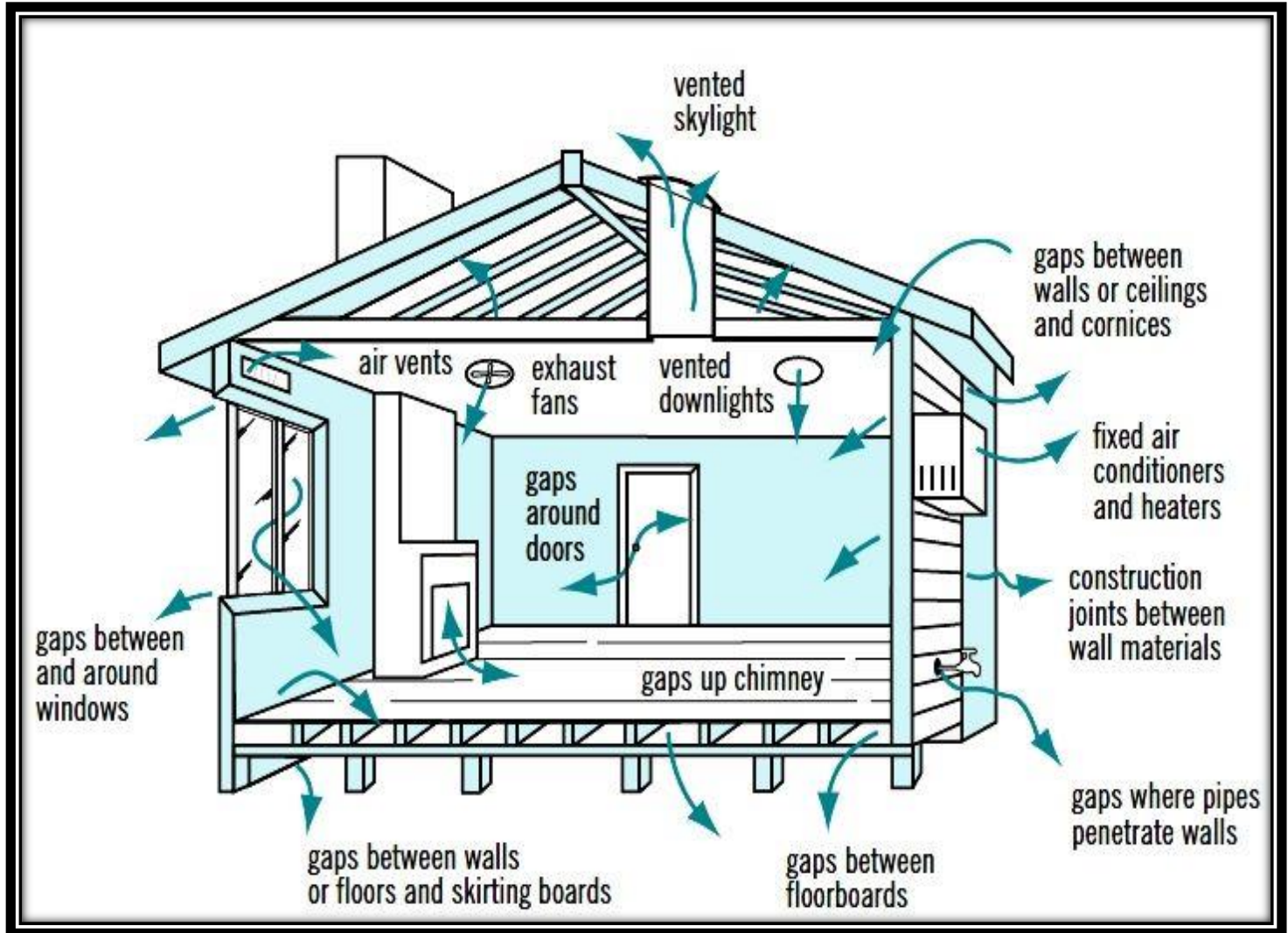


Proper Ventilation

By proper positioning the windows and opening, air movement can be created in the rooms.

Walls and vegetation should not be too close to the building in order to avoid diversion of wind away from the openings, thereby reducing air flow within the building.

If possible, the rooms should be cross-ventilated.

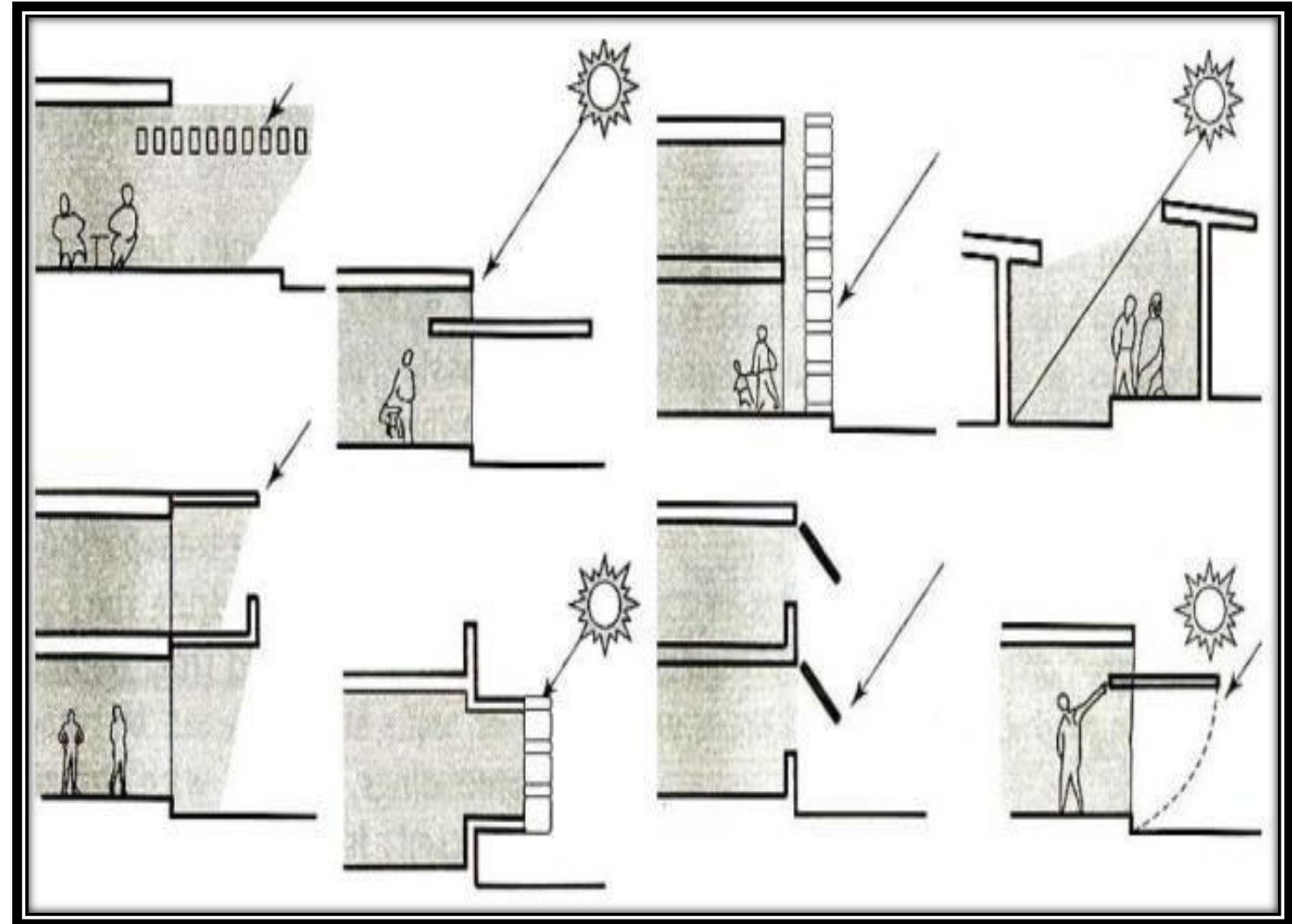




Shading Devices

The most effective way of improving thermal comfort is to shade the windows, walls and roofs of buildings from direct solar radiation. The windows can be internally shaded by using overhangs or a horizontal projection to block off sun's rays completely in summer while letting in most of them in winter.

The roof of buildings can be shaded effectively by using removable canvass which can be used during the daytime and rolled up during the nighttime to allow radiative cooling.





Creation of Microclimate

Trees can be planted to create micro-climate, i.e., a small-scale climatic condition at a spot or area or site. The micro-climate of the adjoining trees can be explored to provide a cool comfortable environment

The living rooms and other areas which are frequently used by inhabitants should be carefully placed for micro-climate so that they are comfortable and more enjoyable and can be used for a longer length of time.





Usage of better Building Materials

Building materials play a vital role in buildings from the energy efficiency & thermal comfort point of view.

Usage of the local building materials from a specified region not only promotes the indigenous business but also reduces the CO₂ emission; thereby playing a major role in creating a better environment for the occupants of the locality.





GLOBAL
HOUSING
TECHNOLOGY
CHALLENGE INDIA



Ministry of Housing and Urban Affairs
Government of India




giz Deutsche Gesellschaft
für Internationale
Zusammenarbeit (GIZ) GmbH

Proper Lighting

Using day light as much as possible will reduce cooling load because day light contains the least amount of heat per lumen of light. Light Emitting Diode (LED) can be used as a replacement of incandescent bulbs and kerosene lamps because they emit heat into the cooling space.

The LEDs have different color spectrum & uses 75% less energy than incandescent bulbs; it's also cheap and last 10 times longer than the incandescent bulbs.

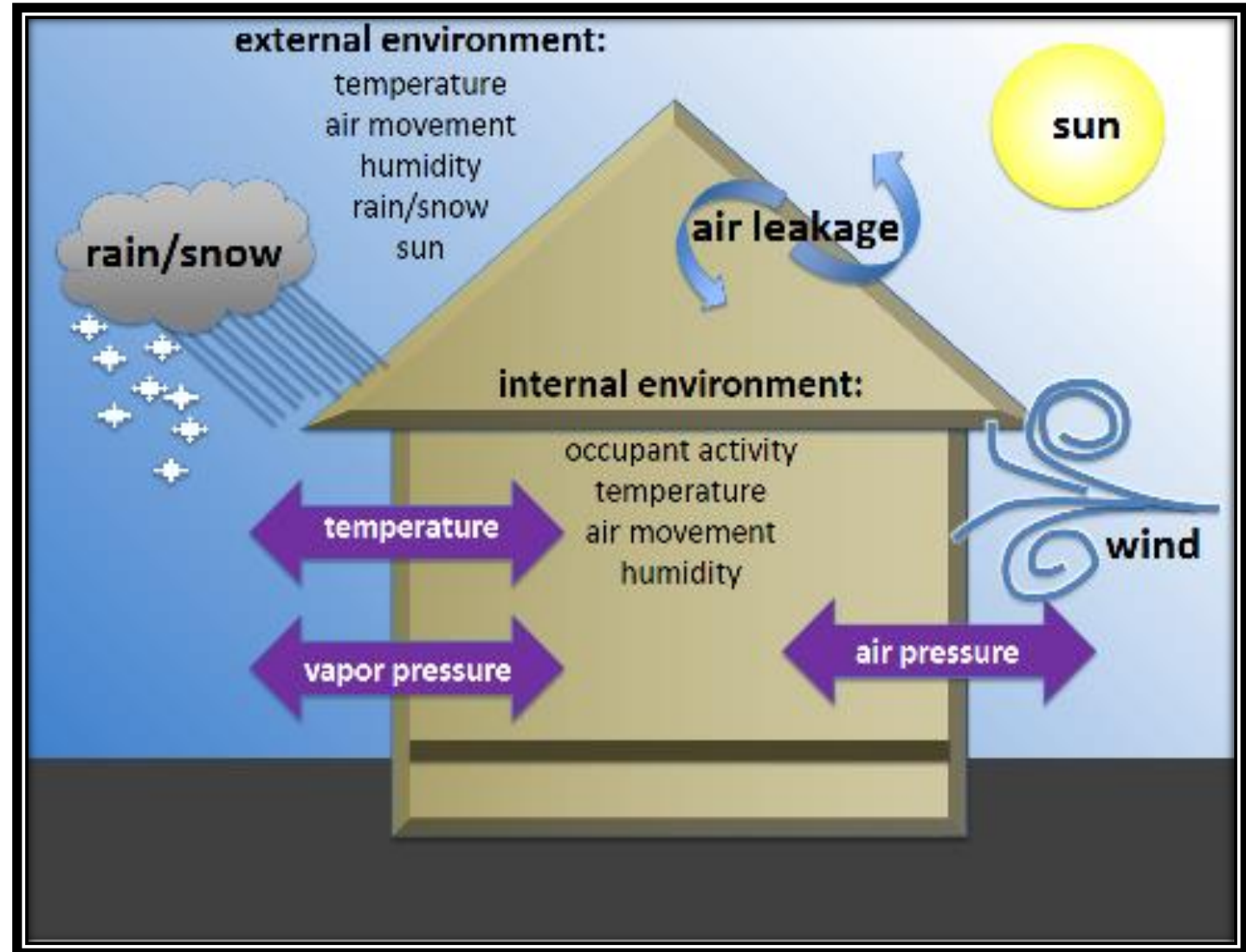




Prevent Infiltration

Infiltration is a natural phenomenon that occurs when the pressure on the exterior of a building is higher than the interior, causing outside air leaks through the building envelope from outside to inside.

Infiltration can be prevented by sealing the sites of air leaks. This can be achieved by caulking, weatherizing, good workmanship, and replacing some aged parts of buildings.



Usage of Light Color Paints

When using colors to reduce the temperature inside your home, one should avoid colors that tend to absorb more of the sun's energy, which then results into a warmer home. Dark and dull colors have a tendency to absorb all that heat.

Painting on the walls and roof with light colors will help in the reduction of heat gain. Whitewash which can cheaply be done on walls and roof is an effective way of reducing heat gain.





GLOBAL
HOUSING
TECHNOLOGY
CHALLENGE INDIA



प्रधान मंत्री
आवास योजना-शहरी
Pradhan Mantri Awas Yojana-Urban



Ministry of Housing and Urban Affairs
Government of India



giz Deutsche Gesellschaft
für Internationale
Zusammenarbeit (GIZ) GmbH

CASE STUDIES



GLOBAL
HOUSING
TECHNOLOGY
CHALLENGE INDIA



प्रधान मंत्री
आवास योजना-शहरी
Pradhan Mantri Awas Yojana-Shahri



Ministry of Housing and Urban Affairs
Government of India



giz Deutsche Gesellschaft
für Internationale
Zusammenarbeit (GIZ) GmbH

INFOSYS – POCHARAM CAMPUS

LOCATION	HYDERABAD, TELANGANA
COORDINATES	17° N, 78° E
OCCUPANCY TYPE	OFFICE
TYPOLOGY	NEW CONSTRUCTION
CLIMATE TYPE	HOT AND DRY
PROJECT AREA	27,870 m ²



Given the high-standards in terms of building design achieved at the SDB1 in Hyderabad, it has now been showcased in the 'Best Practices Guide for High Performance Indian Office Buildings' by Lawrence Berkeley National Lab, a U.S. Department of Energy (DoE) National Laboratory.



GLOBAL
HOUSING
TECHNOLOGY
CHALLENGE INDIA



INFOSYS – POCHARAM CAMPUS

It has been built keeping in mind a holistic approach to sustainability in five key areas

Sustainable site development

Water savings

Energy efficiency

Materials selection

Indoor
environment
quality

- The Indian Green Building Council (IGBC) has given Infosys, a worldwide consulting and technology firm, the LEED (Leadership in Energy and Environmental Design) India 'Platinum' designation for its Software Development Block 1 (SDB 1) at its Pocharam site in Hyderabad, India.
- The SDB 1 is the first commercial building in India to deploy unique Radiant-cooling technology, setting new norms for energy efficiency in building systems design.

**EPI –
75kWh/m²/yr**



GLOBAL
HOUSING
TECHNOLOGY
CHALLENGE INDIA



प्रधान मंत्री
आवास योजना-शहरी
Pradhan Mantri Awas Yojana-Urban



Ministry of Housing and Urban Affairs
Government of India



giz Deutsche Gesellschaft
für Internationale
Zusammenarbeit (GIZ) GmbH

GODREJ PLANT 13 ANNEXE

LOCATION

MUMBAI,
MAHARASHTRA

COORDINATES

19° N, 73° E

OCCUPANCY TYPE

OFFICE – PRIVATE

TYOLOGY

NEW CONSTRUCTION

CLIMATE TYPE

WARM AND HUMID

PROJECT AREA

24,443 m²





GLOBAL
HOUSING
TECHNOLOGY
CHALLENGE INDIA



GODREJ PLANT 13 ANNEXE

The Plant 13 Annexe Building at Godrej & Boyce (G&B) in Mumbai has been designated as India's first **CII-IGBC accredited Net Zero Energy Building**.

Its **mixed-use office/convention center** (with office spaces, conference and meeting rooms, auditoriums (90 to 250 seats), banquet hall, 300-person eating facilities, and an industrial kitchen), making certification extremely difficult.

**EPI –
75kWh/m²/yr**

In 2015, the building received an **IGBC Platinum grade in the EB (Existing Building)** category, which was recertified in 2019. In 2016, it was also awarded the **BEE 5 Star Rating**. In 2019, he received the '**Energy Performance Award**' for meticulous energy measuring and monitoring. At the CII National Energy Management Award event in 2020, it was named "**Excellent Energy Efficient Unit.**"



GLOBAL
HOUSING
TECHNOLOGY
CHALLENGE INDIA



प्रधान मंत्री
आवास योजना-शहरी
Pradhan Mantri Awas Yojana-Urban



Ministry of Housing and Urban Affairs
Government of India



giz Deutsche Gesellschaft
für Internationale
Zusammenarbeit (GIZ) GmbH

INDIRA PARYAVARAN BHAWAN, MoEF

LOCATION	NEW DELHI
COORDINATES	29° N, 77° E
OCCUPANCY TYPE	OFFICE & EDUCATIONAL
TPOLOGY	NEW CONSTRUCTION
CLIMATE TYPE	COMPOSITE
PROJECT AREA	9565 m ²



The Indira Paryavaran Bhawan is now India's most environmentally friendly structure. GRIHA 5 Star and LEED Platinum certifications were awarded to the project. The structure has already received accolades, including the MNRE's Adarsh/GRIHA Award for Outstanding Integration of Renewable Energy Technologies.



GLOBAL
HOUSING
TECHNOLOGY
CHALLENGE INDIA



Ministry of Housing and Urban Affairs
Government of India



giz Deutsche Gesellschaft
für Internationale
Zusammenarbeit (GIZ) GmbH

INDIRA PARYAVARAN BHAWAN, MoEF

To reach **net zero criterion**, several energy saving measures were implemented to lower the building's energy loads, with the residual demand being satisfied by producing energy from **on-site installed high efficiency solar panels**.

The project team focused on measures for lowering energy demand, such as **ample natural light, shade, landscape to reduce ambient temperature, and energy-efficient active building technologies**

When compared to a conventional building, **Indira Paryavaran Bhawan utilizes 70% less energy**. The project used green building principles, such as water conservation and optimization through site waste water recycling.

The new office building for the Ministry of Environment and Forest (MoEF), Indira Paryavaran Bhawan, is a significant departure from traditional architectural design

**EPI –
44kWh/m²/yr**

Renewable Energy Integration 930 kW PV panels with a total area of 4650m² for on-site generation, tilted at 23° facing south to generate equivalent to 70kWh/m²/yr

JAQUAR HEADQUARTERS

LOCATION	MANESAR HARYANA
COORDINATES	28° N, 77° E
OCCUPANCY TYPE	CORPORATE AND MANUFACTURING
TPOLOGY	NEW CONSTRUCTION
CLIMATE TYPE	COMPOSITE
PROJECT AREA	48000 m ²





GLOBAL
HOUSING
TECHNOLOGY
CHALLENGE INDIA



Ministry of Housing and Urban Affairs
Government of India



giz Deutsche Gesellschaft
für Internationale
Zusammenarbeit (GIZ) GmbH

JAQUAR HEADQUARTERS

The building is a perfect blend of modern design sensibilities, biophilic inspiration, and a brand ambition of soaring high.

The **Jaguar Headquarters in Manesar** is not only a stunning structure, but also a painstakingly constructed complex with cutting-edge technology that has resulted in **a net zero campus** with a **LEED Platinum (USGBC) rating**. This project is known for its complex organic design and space arrangement, making it a visual pleasure.

Through its characteristic wing-shaped architecture, the design redefines a business workplace by giving it a memorable experience. The spreading wings of a symbolic eagle, poised to take flight, are atop the horizontal glass edifice, suggesting a firm with worldwide ambitions.

ST. ANDREWS BOYS HOSTEL BLOCK, GURUGRAM

LOCATION	GURUGRAM HARYANA
COORDINATES	28° N, 76° E
OCCUPANCY TYPE	HOSTEL
TPOLOGY	NEW CONSTRUCTION
CLIMATE TYPE	HOT AND DRY
PROJECT AREA	5574 m ²





GLOBAL
HOUSING
TECHNOLOGY
CHALLENGE INDIA



प्रधान मंत्री
आवास योजना-शहरी
Pradhan Mantri Awas Yojana-Urban



Ministry of Housing and Urban Affairs
Government of India



giz Deutsche Gesellschaft
für Internationale
Zusammenarbeit (GIZ) GmbH

ST. ANDREWS BOYS HOSTEL BLOCK, GURUGRAM

The goal of the design process was to increase student interaction within the indoor areas, which then spilled outdoors and interacted with the surrounding landscape.

On the south and north facades, the linear block was twisted to create a shaded entry (summer court) and an open terrace (winter court), respectively, to stimulate activities at all times of the day and season. The ramp serves as a buffer between the hot outdoors and the cooler interior, preventing kids from experiencing heat shock.

ST. ANDREWS GIRLS HOSTEL BLOCK, GURUGRAM

LOCATION

GURUGRAM
HARYANA

COORDINATES

28° N, 76° E

OCCUPANCY TYPE

HOSTEL

TPOLOGY

NEW CONSTRUCTION

CLIMATE TYPE

HOT AND DRY

PROJECT AREA

2322 m²





GLOBAL
HOUSING
TECHNOLOGY
CHALLENGE INDIA



Ministry of Housing and Urban Affairs
Government of India



giz Deutsche Gesellschaft
für Internationale
Zusammenarbeit (GIZ) GmbH

ST. ANDREWS GIRLS HOSTEL BLOCK, GURUGRAM

Indoor and outdoor spaces that connect physically and aesthetically at different levels to encourage interactions and social activities are incorporated into the building's plan.

The **entrance foyer and lobby** were planned as outdoor spaces facing west and connected to the pantry so that students can enjoy their nights outside with a spill-out into the green landscape.

AKSHAY URJA BHAWAN HAREDA

LOCATION	PANCHKULA HARYANA
COORDINATES	30° N, 76° E
OCCUPANCY TYPE	OFFICE - PUBLIC
TPOLOGY	NEW CONSTRUCTION
CLIMATE TYPE	COMPOSITE
PROJECT AREA	5100 m ²





GLOBAL
HOUSING
TECHNOLOGY
CHALLENGE INDIA



Ministry of Housing and Urban Affairs
Government of India



giz Deutsche Gesellschaft
für Internationale
Zusammenarbeit (GIZ) GmbH

AKSHAY URJA BHAWAN HAREDA

Mechanical air conditioning is used to guarantee thermal comfort in apical zones at all times.

Zones are created based on the intended temperature set points. 25.1 °C for apex offices, 25.3 °C for regulated office and public areas, and 25.5 °C for passive zones.

In the summer, controlled zones are cooled, and in the monsoon, they are chilled. In the summer, passive zones are cooled, while in the monsoon, they are aired. The centre atrium has a mist system for cooling the controlled and passive zones. Water that has been chilled to a temperature of 15°C.

SUN CARRIER OMEGA

LOCATION

BHOPAL M.P.

COORDINATES

23° N, 77° E

OCCUPANCY TYPE

OFFICE – PRIVATE

TPOLOGY

NEW CONSTRUCTION

CLIMATE TYPE

HOT AND DRY

PROJECT AREA

9888 ft²



GRIDCO BHUBANESWAR

LOCATION

BHUBANESWAR.

COORDINATES

20° N, 85° E

OCCUPANCY TYPE

OFFICE

TPOLOGY

NEW CONSTRUCTION

CLIMATE TYPE

WARM AND HUMID

PROJECT AREA

15,793.5 m²





GLOBAL
HOUSING
TECHNOLOGY
CHALLENGE INDIA



Ministry of Housing and Urban Affairs
Government of India



GRIDCO BHUBANESWAR

The structure was created using computer simulation to determine how long direct sunshine or radiation was tolerable for human habitat based on the sun-path of Bhubaneswar.

The structure encourages natural light and screen radiation. It would feature photovoltaic glass panels and geothermal cooling systems strategically placed, as well as indigenous solar producing technologies, to ensure that it is self-sustaining.

Rainwater can be collected, purified, and utilised as drinkable water. Grey water that has been treated can be reused for flushing and landscape irrigation.



GLOBAL
HOUSING
TECHNOLOGY
CHALLENGE INDIA



Ministry of Housing and Urban Affairs
Government of India



giz Deutsche Gesellschaft
für Internationale
Zusammenarbeit (GIZ) GmbH

Session 2

THERMAL COMFORT STANDARDS

Existing Standards for improving Thermal Comfort



ASHRAE - 55



National Building Code - 2016




Handbook of Functional Requirements of
Buildings 1987 by BIS




Eco Niwas Samhita Part 1 and Part 2



ISHRAE – Indoor Environmental Quality
Standards 2018-19



Eco Niwas Samhita 2018
Part 1: Building Envelope



Eco Niwas Samhita 2021
Code Compliance and Part 2



GLOBAL
HOUSING
TECHNOLOGY
CHALLENGE INDIA



Ministry of Housing and Urban Affairs



giz Deutsche Gesellschaft
für Internationale
Zusammenarbeit (GIZ) GmbH

ASHRAE 55

Meeting the standards for Thermal Comfort

ASHRAE standard 55, Thermal Environmental condition for Human Occupancy

ISO 7726:1998

Ergonomics of the Thermal Environment – Instruments for measuring Physical quantities

ISO 7730:1994

Moderate Thermal Environments – Determination of the PMV and PPD Indices and specification of the conditions for Thermal Comfort



GLOBAL
HOUSING
TECHNOLOGY
CHALLENGE INDIA



प्रधान मंत्री
आवास योजना-शहरी
Pradhan Mantri Awas Yojana-Urban

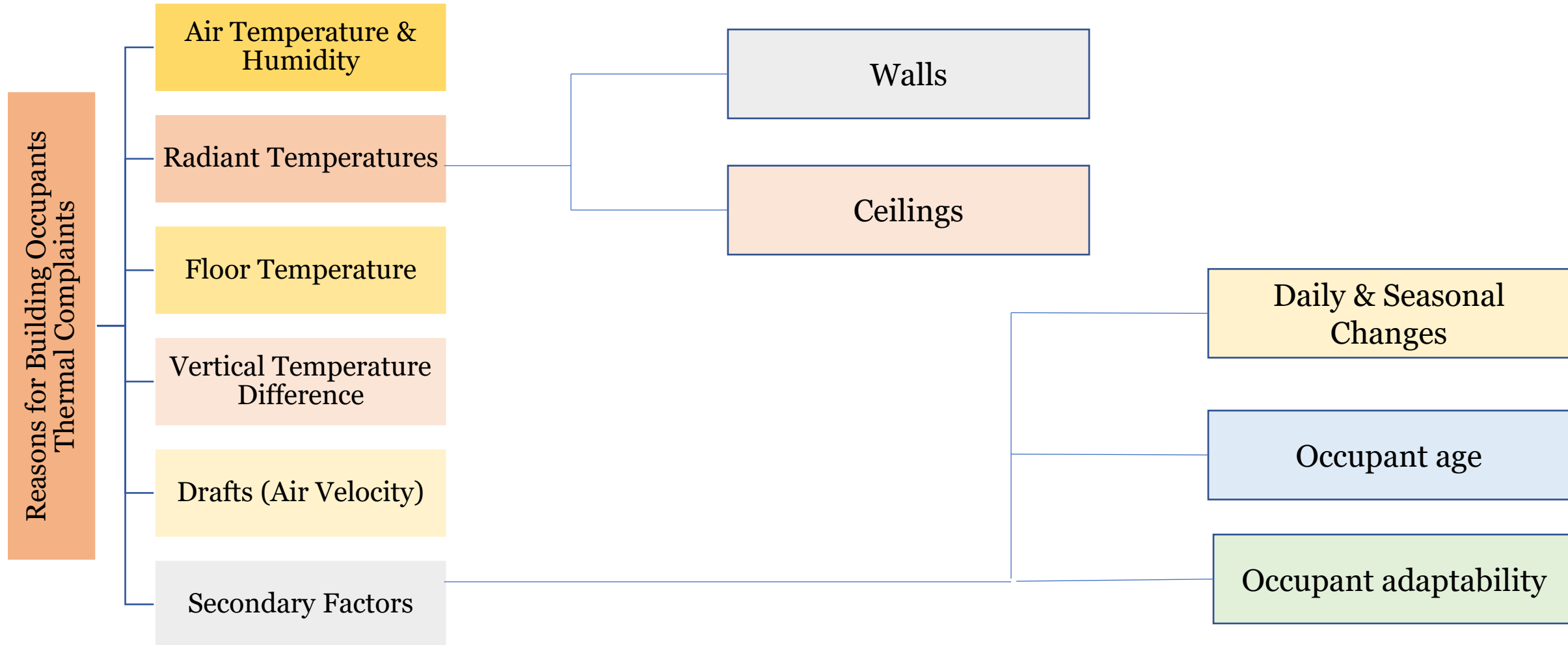


Ministry of Housing and Urban Affairs
Government of India



giz Deutsche Gesellschaft
für Internationale
Zusammenarbeit (GIZ) GmbH

ASHRAE 55





GLOBAL
HOUSING
TECHNOLOGY
CHALLENGE INDIA



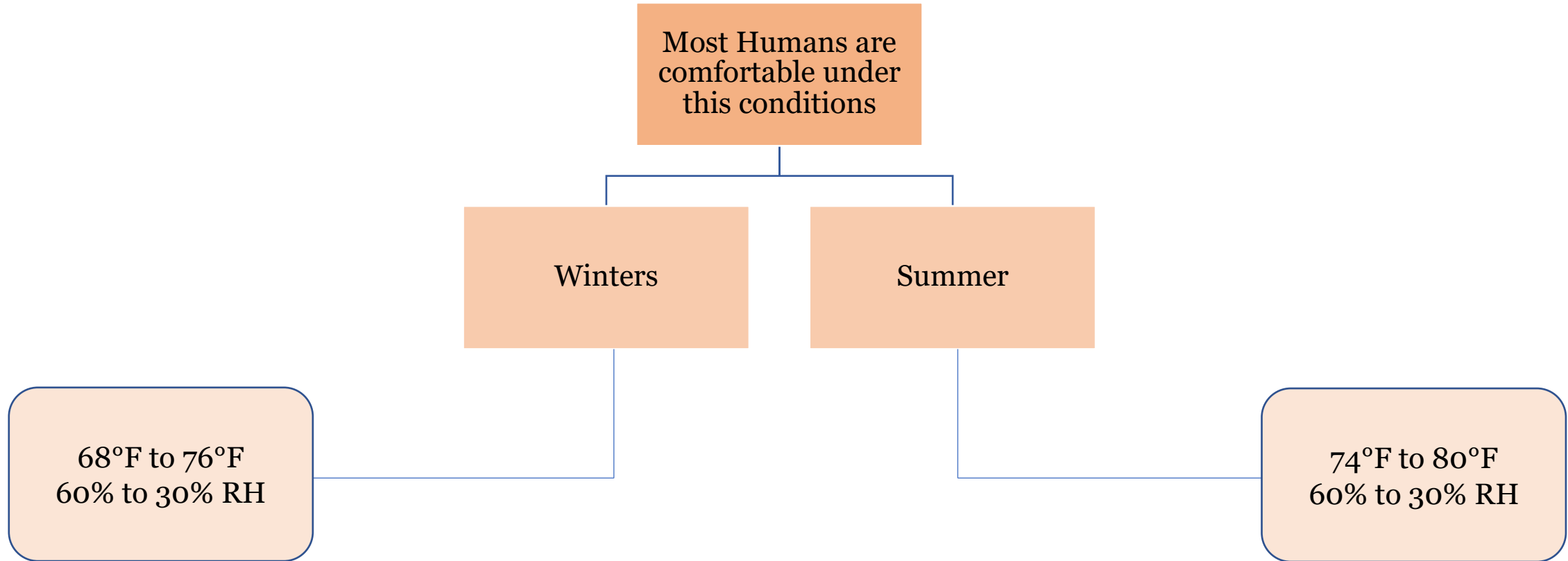
Ministry of Housing and Urban Affairs
Government of India



giz Deutsche Gesellschaft
für Internationale
Zusammenarbeit (GIZ) GmbH

ASHRAE 55

Human Comfort Range





GLOBAL
HOUSING
TECHNOLOGY
CHALLENGE INDIA



प्रधान मंत्री
आवास योजना-शहरी
Pradhan Mantri Awas Yojana-Urban

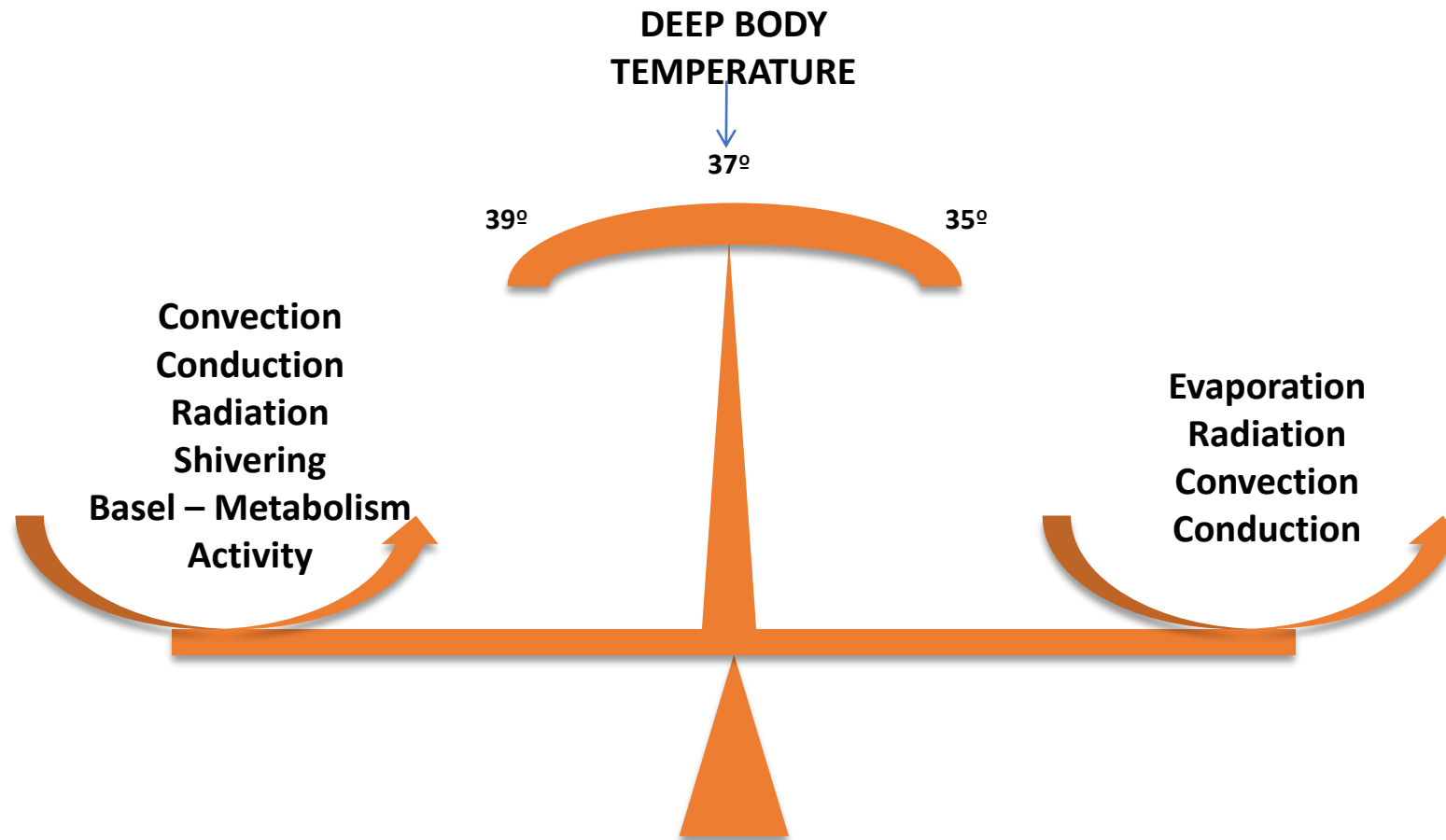


Ministry of Housing and Urban Affairs
Government of India



giz Deutsche Gesellschaft
für Internationale
Zusammenarbeit (GIZ) GmbH

Body Regularity Mechanism





Body Regularity Mechanism

The Thermal balance of the body can be shown by following equation, if the heat gain and lost factors are

Gain	Met = Metabolism (basel and muscular)
	Cnd = Conduction (contact with warm bodies)
	Cnv = Convection (if the air is warmer than skin)
	Red -= Radiation (from the sun, the sky and hot bodies)
Loss	Cnd = Conduction (contact with cold bodies)
	Cnv = Convection (if the air is cooler than the skin)
	Red = Radiation (to night sky and cold surface)
	Evp = Evaporation (of moisture and sweat)

Then Thermal Balance exist when:

$$\text{Met} - \text{Evp} + \text{Cnd} + \text{Cnv} + \text{Red} = 0$$

Body Thermal Balance

The body generates heat on a constant basis. The majority of the metabolic processes involved, such as tissue formation, energy conversion, and muscular effort, are all exothermic. Food ingestion and digestion provide the energy required, and metabolism refers to the process of converting food into living matter and usable energy.

METABOLIC HEAT PRODUCTION

BASEL METABOLISM

Heat Production of Vegetative, automatic
process

MUSCULAR METABOLISM

Heat Production due to consciously controlled
work



GLOBAL
HOUSING
TECHNOLOGY
CHALLENGE INDIA



Body Thermal Balance

The body generates heat on a constant basis. The majority of the metabolic processes involved, such as tissue formation, energy conversion, and muscular effort, are all exothermic. Food ingestion and digestion provide the energy required, and metabolism refers to the process of converting food into living matter and usable energy.

METABOLIC HEAT PRODUCTION

BASEL METABOLISM

Heat Production of Vegetative, automatic process

MUSCULAR METABOLISM

Heat Production due to consciously controlled work

Body Thermal Balance – Heat Loss by Human Body

CONVECTION

- The heat from the body is transferred to the air in contact with the skin or clothing, which rises and is replaced by cooler air.
- Faster air movement, lower temperature, and a higher skin temperature all enhance the rate of convective heat loss.

RADIATION

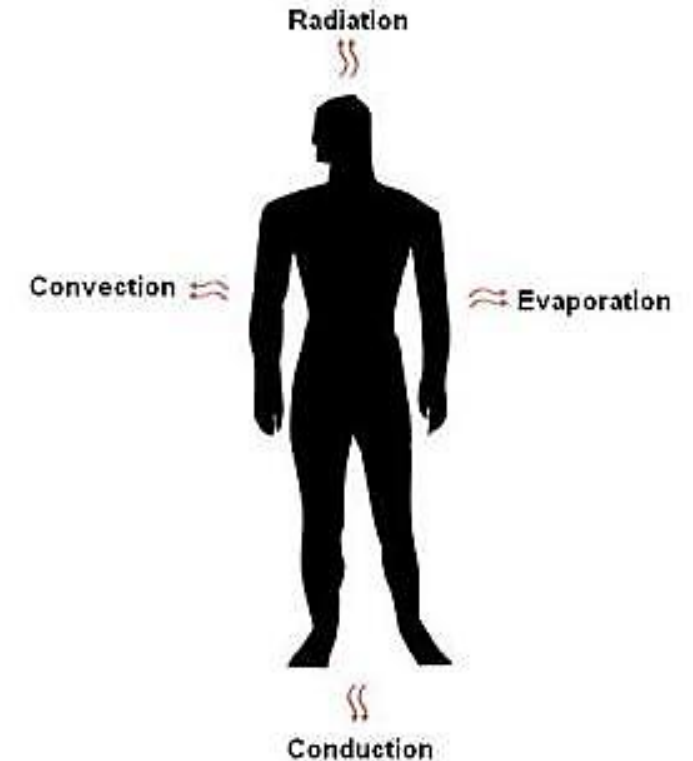
- The temperature of the body surface and the temperature of the opposing surface affects radiant heat loss.

CONDUCTION

- It is determined by the temperature difference between the body surface and the object with which the body is in direct touch.

EVAPORATION

- Is determined by evaporation rate, which is influenced by air humidity (the dryer the air, the faster the evaporation) and the amount of moisture available for evaporation.
- Perspiration and sweating cause evaporation, as does breathing in the lungs.





Body Thermal Balance – Heat Loss in Various Thermal Environment

CALM, WARM AIR, MODERATE HUMIDITY:

Air temperature is 18°.

In the indoors of
temperature climate

Air velocity does not exceed 0.25 m/s and
when humidity is 40% to 60%, a person
engaged in sedentary work will easily
dissipate heat as

By Radiation –
45%

By Convection –
30%

By Evaporation –
20%

If the
temperature
of bounding
surface is
same as air
temperature



Body Thermal Balance – Heat Loss in Various Thermal Environment

HOT AIR AND CONSIDERABLE RADIATION

The Human body temperature is 37° . But skin temperature is $31-34^{\circ}$.

Body can gain substantial heat by radiation: Sun, radiator, bonfire.

Even if heat loss is small in the above scenario, evaporation can still occur if the air is suitably dry.

Heat loss via convection steadily declines as air temperature approaches skin temperature, and the body performs vasomotor adjustments to raise temperature to the higher limit (34°), but once the air temperature hits this point, there is no more heat loss by convection.



Body Thermal Balance – Heat Loss in Various Thermal Environment

HOT AIR, RADIATION AND APPRECIABLE AIR MOVEMENT

When the air is hot (equal to or above skin temperature), the surrounding objects are hot (no heat loss by radiation), and when the air is humid (less than 100% RH), air movement will speed up evaporation, even though the air temperature is higher than skin temperature. Moving air constantly replaces saturated air in the surrounding area.

Inadequately planned houses can generate a lethal condition in which the air is entirely saturated, there is no air flow, and the air is warmer than the skin, resulting in heat stroke.

Body Thermal Balance – Heat Loss in Various Thermal Environment

SATURATED STILL AIR, ABOVE BODY TEMPERATURE

Air is hot (over 34°.)

**Unappreciable air
movement (≤ 0.25 m/s)**

Humidity is near 100%

This leads to profuse sweating and
no evaporation and body
temperature begins to rise.

At 41°, coma sets in and death
is imminent

A body temperature of 40° will cause heat stroke.
(Failure in circulation system, followed by rapid
increase in body temperature)

At 45°, death is unavoidable.

At adverse situation



GLOBAL
HOUSING
TECHNOLOGY
CHALLENGE INDIA



Ministry of Housing and Urban Affairs
Government of India



giz Deutsche Gesellschaft
für Internationale
Zusammenarbeit (GIZ) GmbH

Measurements of Thermal Comfort

- Developed in parallel with ASHRAE 55
- Evaluate and measure the moderate Thermal Environment
- Extreme Environments
 - ✓ ISO 7243:2017
 - ✓ ISO 7933: 2004
 - ✓ ISO/TR 11079:1993

BS EN ISO 7730

Ergonomics of the Thermal Environment – Analytical determination and interpretation of thermal comfort using calculation of the PMV and PPD indices and local Thermal comfort criteria

BS EN ISO 7726

Ergonomics of the Thermal Environment – Instruments for measuring Physical quantities



General Requirements & Standard Conditions of ASHRAE 55

- ❑ ASHRAE 55 specifies conditions for acceptable thermal environments and is intended for use in design, operation, and commissioning of buildings and other occupied spaces.
- ❑ specifies a certain percentage of occupants as acceptable, as well as the thermal environment values associated with that number.

ASHRAE 55 is oriented toward six factors:

- **metabolic rate,**
- **clothing insulation,**
- **air temperature,**
- **radiant temperature,**
- **air speed, and**
- **humidity**



GLOBAL
HOUSING
TECHNOLOGY
CHALLENGE INDIA



Ministry of Housing and Urban Affairs
Government of India



giz Deutsche Gesellschaft
für Internationale
Zusammenarbeit (GIZ) GmbH

Compliance with ASHRAE Standard 55

The comfort zone is regarded sufficient if at least 80% of its occupants are unlikely to object to the ambient state, implying that the majority are between -0.5 and 0.5 on the PMV scale.

Design conditions must maintain the spatial conditions within the acceptable range using one of the methodologies outlined in section 5 of the standard for building systems to comply with ASHRAE, including

Natural
ventilation
systems

Mechanical
ventilation systems

Combinations of
these systems

Control systems

Thermal
envelopes

They must also account for all expected conditions (summer and winter, although barring extremes), external and internal environmental elements, and any essential documents.



Needed Thermal Comfort Compliance Documentation

Except in the case of naturally ventilated areas, all of the following documentation is required to comply with ASHRAE:

1

The operative temperature, humidity, and total interior loads are all specified in the design.

2

The hours of each seasonal exceedance associated with the outdoor weather percent design conditions

3

The values assumed for comfort parameters (clothing insulation, metabolic rate, indoor airspeed, etc.) at the different assumed conditions (i.e., seasonal).

4

Local discomfort effects (i.e., if someone sits next to a radiator or right below a cooling vent this can lead to local discomfort although the entire space overall is in thermal equilibrium. These effects can easily be determined using thermal modeling tools)

5

The system input or output capacity needed to attain the design operative thermal conditions.

IMAC – Indian Model for Adaptive Comfort

- The adaptive thermal comfort model saves more energy in buildings that are naturally ventilated when compared to air-conditioned buildings as residents adjust to wider indoor temperatures than the peripheral thermal comfort zones determined by the PMV model.
- IMAC Classifies the Building Ventilation into three types based on their HVAC system ranging from naturally ventilated to complete Air Conditioning

Building Ventilation Type

Naturally Ventilated (NV)

Mixed Mode (MM)

Air Conditioned (A/C)



IMAC – Indian Model for Adaptive Comfort

- The Standard Classification is based on the **ADAPTIVE Thermal Comfort model** which differentiate the thermal tolerance of occupants accustomed to monotonic temperature (such as air-conditioned places) and people habituated to variation in internal temperatures (such as naturally ventilated structures)
- The Indoor operative temperature values for different building types (NV, MM & A/C) are Pre – Calculated for most Indian cities



GLOBAL
HOUSING
TECHNOLOGY
CHALLENGE INDIA



Ministry of Housing and Urban Affairs
Government of India



giz Deutsche Gesellschaft
für Internationale
Zusammenarbeit (GIZ) GmbH

IMAC – Indian Model for Adaptive Comfort

Naturally Ventilated Buildings

- The Occupants in NV buildings are Thermally adapted to the outdoor temperature of their location.
- The Indoor Operative Temperature of the occupants to stay thermally comfortable is given by the below equation.

Indoor Operative Temperature (°C) = **0.54 x Mean Monthly Outdoor DBT + 12.83**

Acceptability range for naturally ventilated buildings is **±2.38°C**

IMAC – Indian Model for Adaptive Comfort

Mixed Mode Ventilated Buildings

- The MM Ventilated buildings takes into consideration the combination of natural ventilation and the availability of air-conditioning when necessary.
- The Occupants in MMV Buildings thermally adapt to the outdoor temperature more than the A/C buildings & somewhat less adaptive to NV building
- The Indoor Operative temperature for the occupants to stay thermally comfortable is given by the below equation.

$$\text{Indoor Operative Temperature (}^{\circ}\text{C)} = \mathbf{0.28 \times \text{Mean Monthly Outdoor DBT} + 17.87}$$

Acceptability range for Mixed Mode ventilated buildings is $\pm 3.46^{\circ}\text{C}$



GLOBAL
HOUSING
TECHNOLOGY
CHALLENGE INDIA



Ministry of Housing and Urban Affairs
Government of India



giz Deutsche Gesellschaft
für Internationale
Zusammenarbeit (GIZ) GmbH

IMAC – Indian Model for Adaptive Comfort

AC Buildings – Air Temperature based Approach

Indoor Operative Temperature (°C) = **0.078 x Mean Monthly Outdoor DBT + 23.25**

Acceptability range for Air-Conditioned buildings is **±1.5°C**



GLOBAL
HOUSING
TECHNOLOGY
CHALLENGE INDIA



प्रधान मंत्री
आवास योजना-शहरी
Pradhan Mantri Awas Yojana-Urban



Ministry of Housing and Urban Affairs
Government of India



giz Deutsche Gesellschaft
für Internationale
Zusammenarbeit (GIZ) GmbH

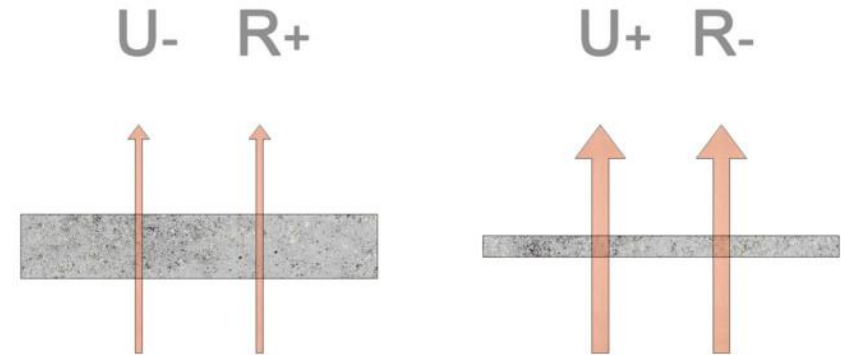
EFFECTS OF MATERIALS ON THERMAL COMFORT

U-Value or Thermal Transmittance

U-Value or Thermal Transmittance (Reciprocal of R-Value)

Thermal performance is quantified in terms of heat loss and is often represented as a U-value or R-value in the building sector.

The rate of heat transfer through a structure (which can be a single material or a composite) divided by the temperature differential across that structure is known as thermal transmittance, also known as **U-value**.



- W/m^2K is the unit of measurement.
- The lower the U-value, the better insulated the structure is.
- Workmanship and installation standards can have a significant impact on thermal transmission.
- The thermal transmittance can be much higher than desirable if insulation is installed improperly, with gaps and cold bridges.
- Thermal transmittance accounts for heat loss by conduction, convection, and radiation

U-Value Calculation

U-Value or Thermal Transmittance (Reciprocal of R-Value)

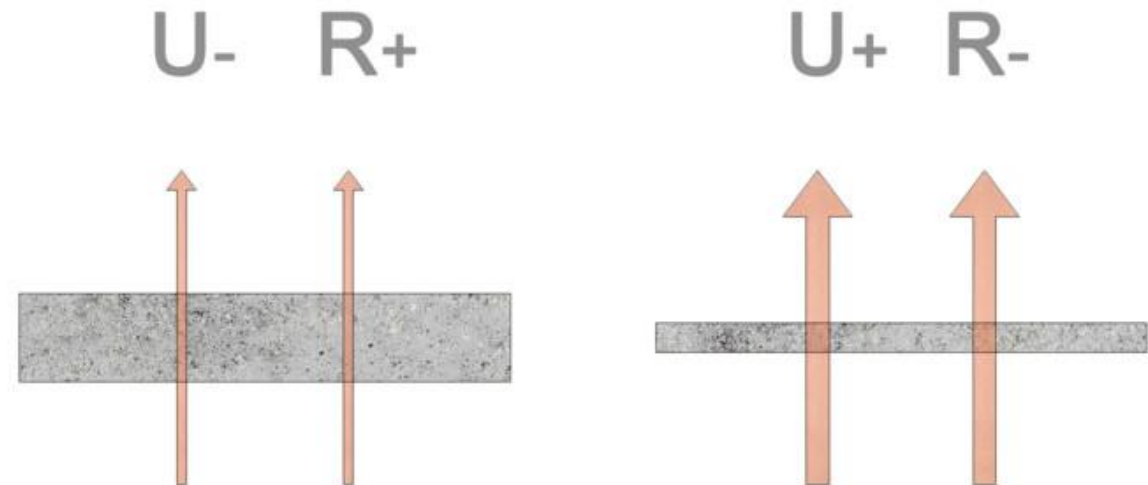
Thermal transmittance is the rate of heat transfer through materials

Unit of U value is $W/(m^2K)$

$$U = \frac{1}{\text{Thermal Resistance of a material (R)}}$$

$$\text{Where } R = \frac{\text{Thickness of material (t)}}{\text{Conductivity (k)}}$$

Conductivity (k) is the rate at which heat is transferred by conduction through material





GLOBAL
HOUSING
TECHNOLOGY
CHALLENGE INDIA



प्रधान मंत्री
आवास योजना-शहरी
Pradhan Mantri Awas Yojana-Urban



Ministry of Housing and Urban Affairs
Government of India



giz Deutsche Gesellschaft
für Internationale
Zusammenarbeit (GIZ) GmbH


Comparative in terms of U-Value



**150 mm RCC (No plaster) – U
Value 3.77 W/m²K**




**200 mm Solid Concrete Block with
15 mm plaster on both sides – U
Value 2.8 W/m²K**



**230 mm Brick with 15 mm plaster
on both sides U Value 1.72 - 2.24
W/m²K**



**200 mm Autoclaved Aerated
Concrete (AAC) with 15 mm
plaster on both side U Value 0.77
W/m²K**



**300 mm Autoclaved Aerated
Concrete (AAC) with 15 mm
plaster on both sides U Value 0.54
W/m²K**

Conventional Materials vs Local Materials vs Materials used at LHP

Sr. No.	CONVENTIONAL MATERIALS		LOCAL MATERIALS		MATERIALS USED AT LHP	
	MATERIALS	U-VALUE	MATERIALS	U-VALUE	MATERIALS	U-VALUE
1	Red Bricks (230mm)	2.8 W/m ² K	Concrete Block (200mm)	2.8 W/m ² K	RCC Wall (150mm)	10.53 W/m ² K
2	Fly Ash Bricks (200mm)	4.28 W/m ² K	Sand Stone Blocks (200mm)	2.6 W/m ² K	AAC Blocks (200mm)	0.77 W/m ² K



GLOBAL
HOUSING
TECHNOLOGY
CHALLENGE INDIA



प्रधान मंत्री
आवास योजना-शहरी
Pradhan Mantri Awas Yojana-Urban



Ministry of Housing and Urban Affairs
Government of India



giz Deutsche Gesellschaft
für Internationale
Zusammenarbeit (GIZ) GmbH

GREEN BUILDINGS



GLOBAL
HOUSING
TECHNOLOGY
CHALLENGE INDIA



प्रधान मंत्री
आवास योजना-शहरी
Pradhan Mantri Awas Yojana-Urban



Ministry of Housing and Urban Affairs
Government of India



giz Deutsche Gesellschaft
für Internationale
Zusammenarbeit (GIZ) GmbH

Green Buildings - Not New to India





GLOBAL
HOUSING
TECHNOLOGY
CHALLENGE INDIA



Ministry of Housing and Urban Affairs
Government of India



giz Deutsche Gesellschaft
für Internationale
Zusammenarbeit (GIZ) GmbH

Green Buildings – Learning from our history

☐ Effective ventilation



Image Source – CII IGBC

Rediscovery of the Indian Ethos



Green Buildings – Learning from our history

❑ Rainwater Harvesting





Image Source – CII IGBC

Rediscovery of the Indian Ethos



Green Buildings – Learning from our history

❑ Utilization of indigenous materials



Local materials



Image Source – CII IGBC

Rediscovery of the Indian Ethos



GLOBAL
HOUSING
TECHNOLOGY
CHALLENGE INDIA




Ministry of Housing and Urban Affairs
Government of India



giz Deutsche Gesellschaft
für Internationale
Zusammenarbeit (GIZ) GmbH

Green Buildings – Learning from our history

☐ Efficient Building Envelope



Thick Walls



Image Source – CII IGBC

Rediscovery of the Indian Ethos



GLOBAL
HOUSING
TECHNOLOGY
CHALLENGE INDIA



Ministry of Housing and Urban Affairs
Government of India



giz Deutsche Gesellschaft
für Internationale
Zusammenarbeit (GIZ) GmbH

Green Buildings – Learning from our history

❑ Daylight Harvesting



Daylighting



Image Source – CII IGBC

Rediscovery of the Indian Ethos



The Indian Way

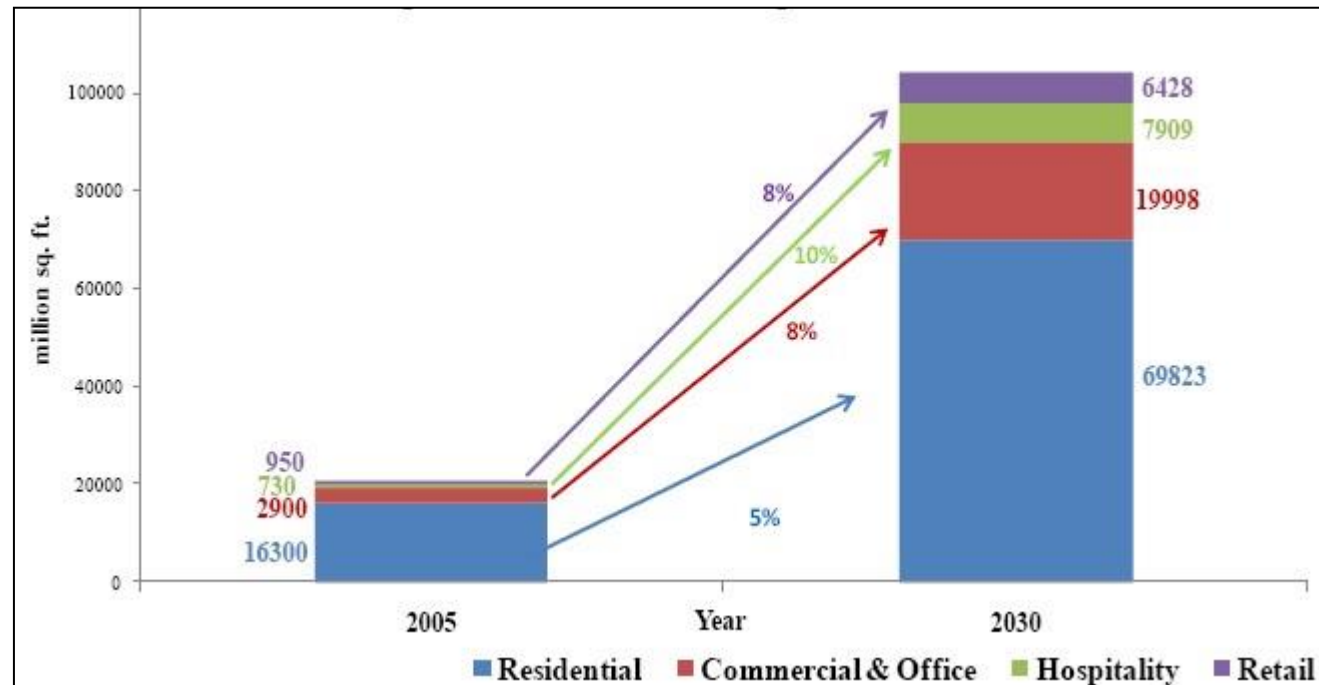
☐ We worship 5 elements of Nature (Panchabhutas)

Prithvi (Earth)	Sustainable Sites
Jal (Water)	Water Efficiency
Agni (Energy)	Energy Efficiency
Vayu (Air)	Indoor Environmental Quality
Akash (Sky)	Daylight, Night Sky Pollution

Rediscovery of the Indian Ethos

Building Sector – Expected Growth

Year	2012	2020	2030
Built Up Area (Billion Sq. Ft.)	25	50	100





GLOBAL
HOUSING
TECHNOLOGY
CHALLENGE INDIA



Ministry of Housing and Urban Affairs
Government of India



giz Deutsche Gesellschaft
für Internationale
Zusammenarbeit (GIZ) GmbH

What is a Green Building?

❑ A green building is one which

Conserves natural
resources



Optimizes energy
efficiency



Provides healthier
spaces



Use less water



Generates less
waste





GLOBAL
HOUSING
TECHNOLOGY
CHALLENGE INDIA



Ministry of Housing and Urban Affairs
Government of India



giz Deutsche Gesellschaft
für Internationale
Zusammenarbeit (GIZ) GmbH

Why Green Buildings?

Building & Construction sector – a major contributor to global warming

- ❑ 25 – 40% of global energy consumption
- ❑ 30 – 40% of Global Green House Gas Emissions
- ❑ 30 – 40% of solid waste generation

Source: UNEP Sustainable Building and Construction Initiative 2006



*Jawaharlal Nehru Bhawan, Ministry of External Affairs,
Government of India, New Delhi – IGBC Gold*

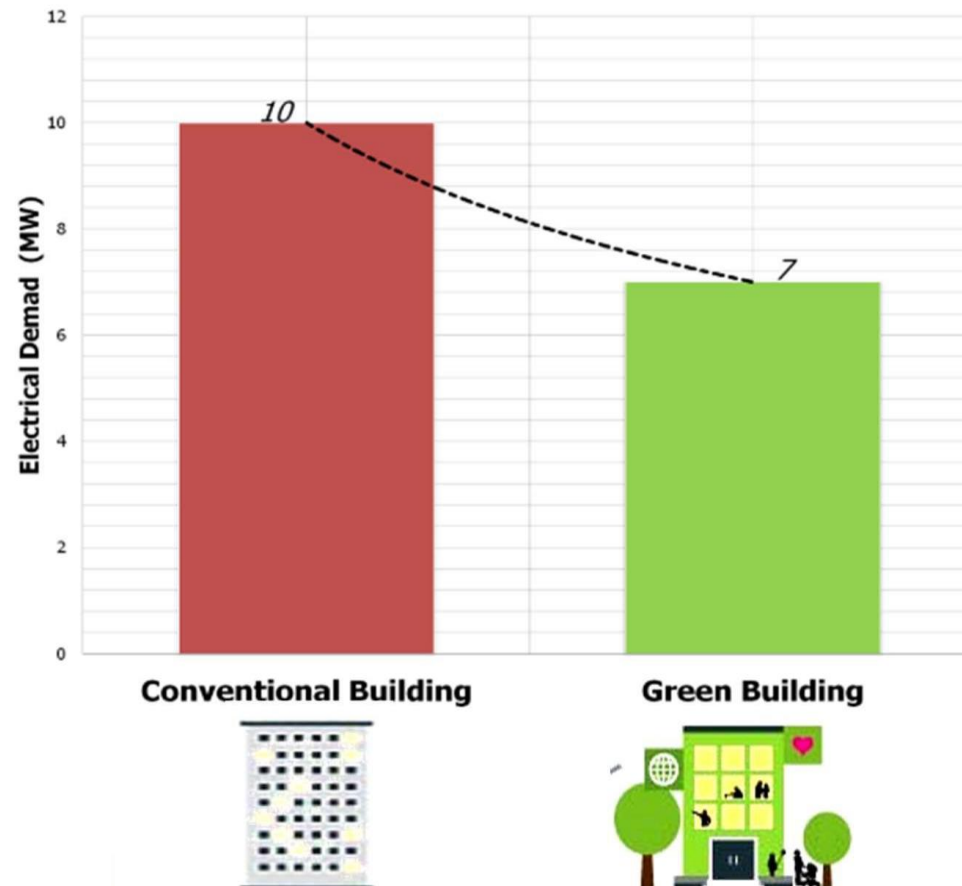


*Directorate of Census Operations, Government of India,
Guwahati – GRIHA 3 Stars*



How Green Buildings are different from Conventional Buildings?

Electric Demand (MW/Million Sq. Ft)




Data Source: IGBC – rated green buildings

How Green Buildings are different from Conventional Buildings?

Air Conditioning Design

150 sq.ft / TR

600 sq.ft / TR



Conventional Buildings



Green Buildings

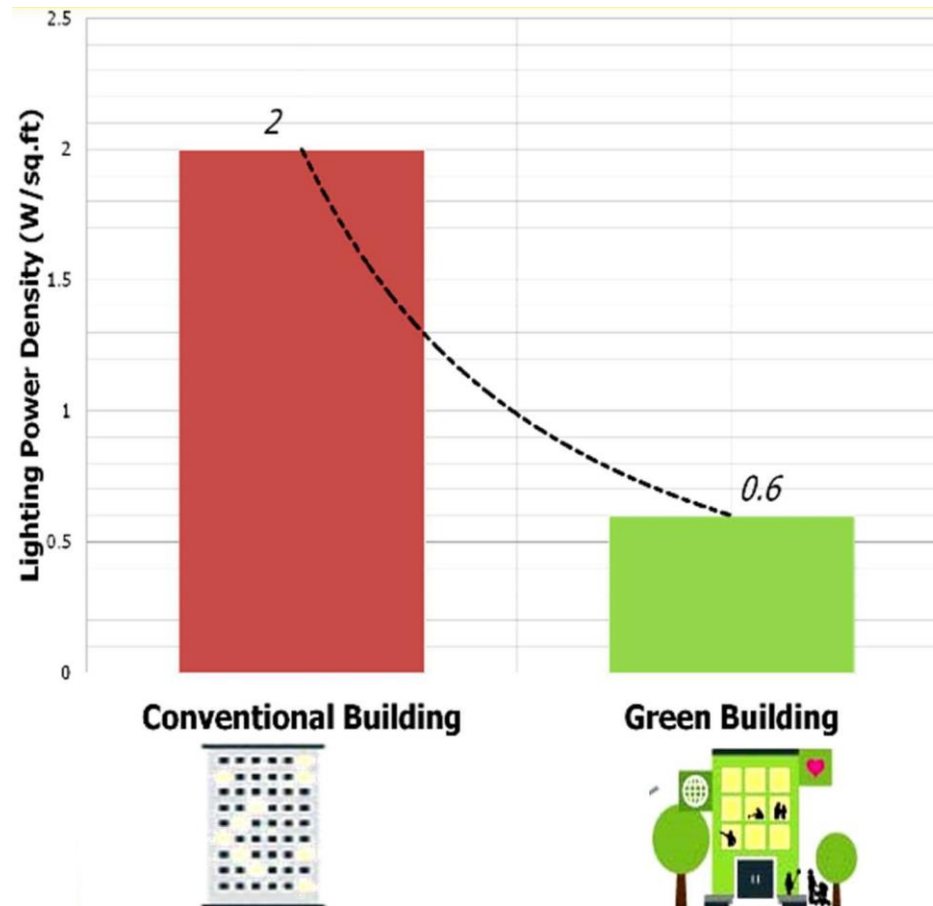


Data Source: IGBC – rated green buildings



How Green Buildings are different from Conventional Buildings?

Lighting



Data Source: IGBC – rated green buildings




GLOBAL
HOUSING
TECHNOLOGY
CHALLENGE INDIA



Green Buildings - Tangible Benefits

- ❑ Reduces operational costs
- ❑ Optimizes life cycle economic performance
- ❑ Government incentives
 - ❖ Sustained savings



Energy savings: 20 – 30 %

Water savings: 40 – 50 %, over baselines

Data Source: IGBC – rated green buildings



Green Buildings - Intangible Benefits

❑ Productivity

- ❖ **Reduction in absenteeism – 32%**
- ❖ **Increase in retention of employees – 11%**

❑ Enhances Indoor Environmental Quality

- ❖ **Reduction in communicable respiratory diseases : 9 - 20%**
- ❖ **Decrease in allergies and asthma : 18 - 25%**
- ❖ **Reduction in non-specific health and discomfort effects : 20 - 50%**



Reference: World Green Building Council report



GLOBAL
HOUSING
TECHNOLOGY
CHALLENGE INDIA



Ministry of Housing and Urban Affairs
Government of India



giz Deutsche Gesellschaft
für Internationale
Zusammenarbeit (GIZ) GmbH

Green Buildings – Parameters Covered



Sustainable Design



Water Conservation



Energy Efficiency



Building Material & Resources



Indoor Environmental Quality



Green Building Parameter – Sustainable Design

- ❑ Local building regulations confirms that the building(s) complies with necessary statutory regulatory codes.
- ❑ Arrest of soil erosion and sedimentation through the following measures:

Soil Stabilization

Planting Trees/ Vegetation

Permanent & Temporary Seeding



*Wheel
washing
before
entering the
site*



*Topsoil covered with
temporary Covering*



*Topsoil covered with
temporary Seeding*

Sedimentation Control

Earth Dikes

Silt Fencing

Sediment Basin

Sediment trap



Earth dike/ Swale



Sedimentation Basin



Sedimentation trap



Silt Fencing



Green Building Parameter – Sustainable Design

- ❑ Minimize disturbances to the natural topography of the site, promote local habitat and biodiversity thereby reduce the related long-term environmental impacts.



CII Green Business Centre, Hyderabad
IGBC Platinum Rated

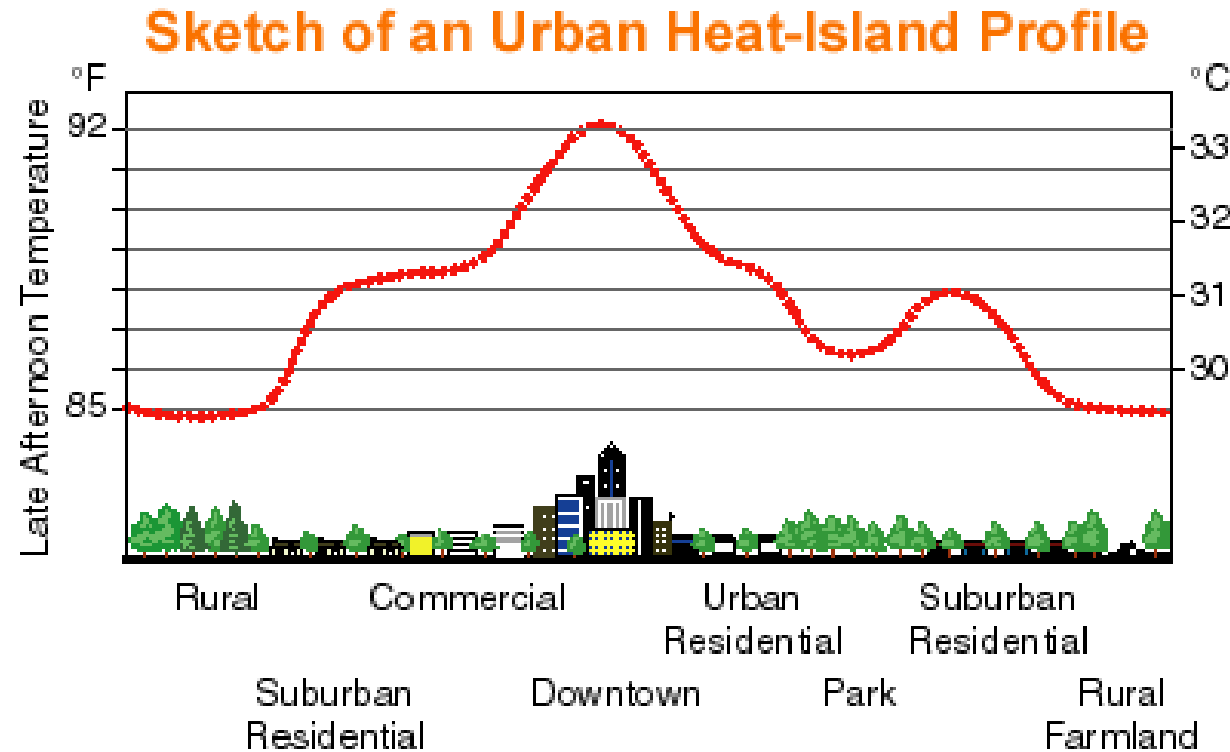


Godrej Bhavan, Mumbai
IGBC Gold Rated



Green Building Parameter – Sustainable Design

- ❑ Reduce heat islands to minimize negative impacts on microclimate and local bio-diversity.





Green Building Parameter – Sustainable Design

Non-roof Impervious Areas

Cover exposed non-roof impervious areas

- a. Shade from existing tree cover/ newly planted saplings within 5 to 8 years of planting
- b. Open grid pavers or grass pavers
- c. Hardscape materials with SRI of atleast 29



Open Grid pavers



Shade from Trees

Covered Parking

Covered parking area



Basement Parking



Green Building Parameter – Sustainable Design

High Reflective Paints

Install high SRI materials to cover the exposed roof areas



***High SRI Tiles on Roof
Raheja Vistas, Hyderabad***

Vegetative Roof

Install vegetation to cover the exposed roof areas



***Vegetation on Roof
Kohinoor Hospital, Mumbai***

Combination

Install high reflective materials & vegetation to cover the exposed roof areas



***Combination of high SRI coating &
roof garden in Hotel Leela Palace,
Delhi***

Green Building Parameter – Sustainable Design

❑ Adopt passive architectural measures to design an efficient building envelope, reduce energy consumption and the related negative environmental impacts.

❖ Compliance Option 1 – **Simulation Approach**

- ✓ Climate responsive concepts & designs
(Eg: orientation, skylights, shaded corridors, shading from trees, etc.)
- ✓ Passive cooling / heating technologies
(Eg: wind tower, earth tunnel, geothermal technologies)

❖ Compliance Option 2 – **Prescriptive Approach**

- ✓ Minimum 80% of the exterior openings with Projection Factor of 0.5 or more (H/V)
- ✓ Minimum 10% of roof area must have skylights



Green Building Parameter – Water Conservation

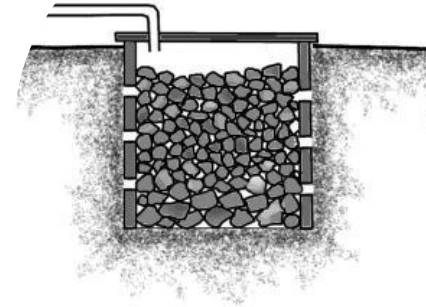
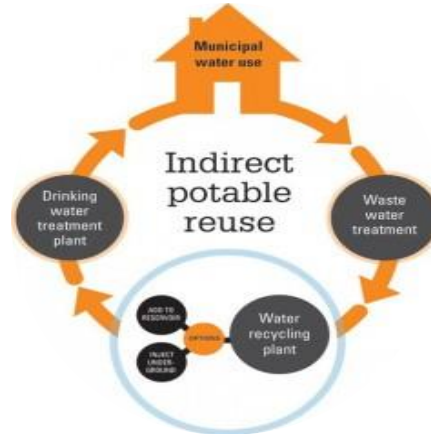
Water Demand - Supply

City	Demand (MLPD)	Supply(MLPD)	Shortage(%)
Delhi	3028	2460	18.75
Mumbai	3900	3210	17.47
Chennai	2244	1760	21.58
Kolkata	2036	1593	21.74
Bangalore	1146	900	21.45
Hyderabad	885	707	20.08



Green Building Parameter – Water Conservation

Approach



Reduce

Recycle/ Reuse

Recharge

Refuse



GLOBAL
HOUSING
TECHNOLOGY
CHALLENGE INDIA



प्रधान मंत्री
आवास योजना-शहरी
Pradhan Mantri Awas Yojana-Urban



Ministry of Housing and Urban Affairs
Government of India



giz Deutsche Gesellschaft
für Internationale
Zusammenarbeit (GIZ) GmbH

Green Building Parameter – Water Conservation

Rainwater Harvesting

Collecting Rainwater

Collection Pond

Storage Tank

Percolating Rainwater to Ground

Percolation Pit

Collecting to Bore Well




Image Source – CII IGBC

Green Building Parameter – Water Conservation

Water Efficient Fixtures

Low flow fixtures

Aerators

Sensor based Fixtures



Low Flush Fixtures

Dual Flush

Sensor based Urinals

Waterless Urinals





GLOBAL
HOUSING
TECHNOLOGY
CHALLENGE INDIA



Ministry of Housing and Urban Affairs
Government of India



giz Deutsche Gesellschaft
für Internationale
Zusammenarbeit (GIZ) GmbH

Green Building Parameter – Water Conservation

Landscape Design



Azadirakta Indica

Native



Cactus Family



Drought Tolerant



Pinus

Adaptive

Image Source – CII IGBC

Green Building Parameter – Water Conservation

Water Efficient Irrigation System

Sprinkler System

Automatic Spray System

Mechanical Spray System

Drip Irrigation

Soaker Hoses

Micro misting

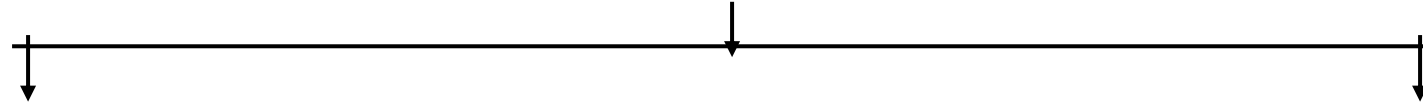


Image Source – CII IGBC



Green Building Parameter – Water Conservation

Waste Water Treatment



Biological Treatment

Phytoremediation

Root Zone




Mechanical Treatment





Green Building Parameter – Water Conservation

Phytoremediation



CII Sohrabji Godrej Green Business Centre



Commissioner of Industries, Hyderabad

- ☐ Investment Rs 50,000 per KL
- ☐ No operating cost
- ☐ Payback: 3 to 5 yrs
- ☐ Application
 - ✓ Domestic sewage
 - ✓ Industrial wastewater
 - ✓ Municipal wastewater



GLOBAL
HOUSING
TECHNOLOGY
CHALLENGE INDIA



Ministry of Housing and Urban Affairs
Government of India



giz Deutsche Gesellschaft
für Internationale
Zusammenarbeit (GIZ) GmbH

Green Building Parameter – Water Conservation

Hybrid HVAC System



Olympia Tech Park, Chennai



**Cooling requirement for HVAC
Make-up**



Irrigation



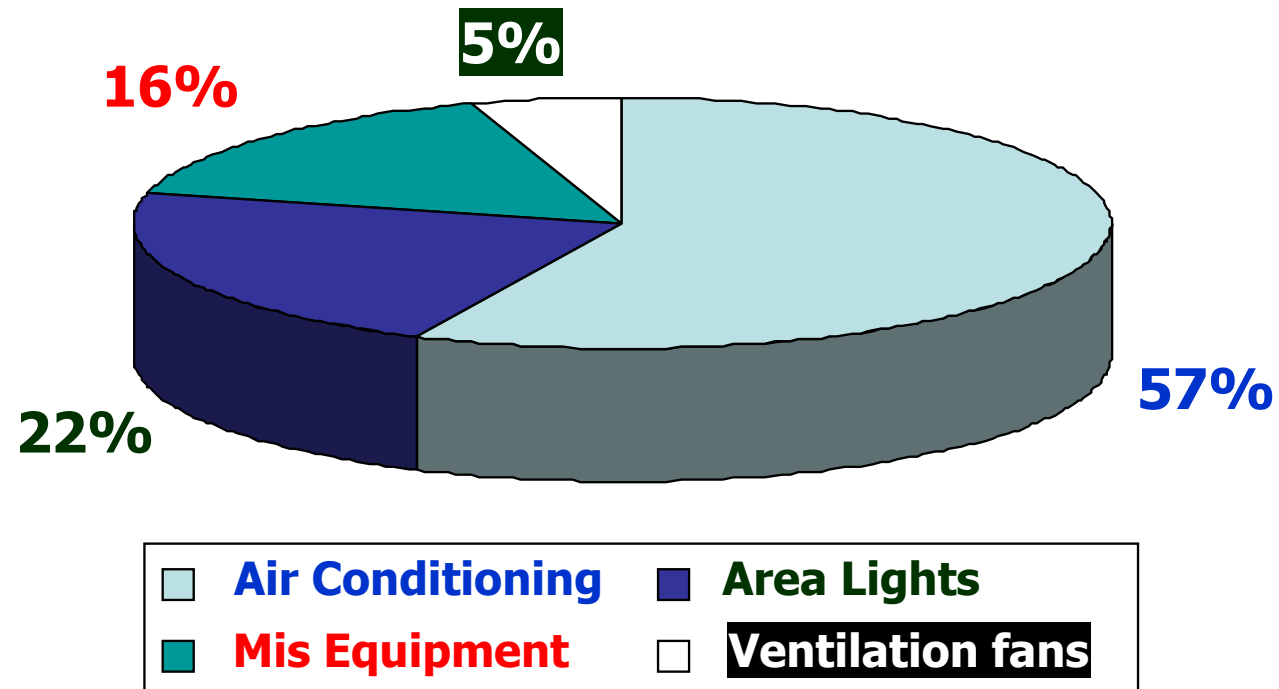
Dual Plumbing Lines

**Hybrid: Water & Air cooled Chiller system
Effective usage of treated grey water**

Image Source – CII IGBC



Green Building Parameter – Energy Efficiency



Break-up of Energy Consumption in a Building



Green Building Parameter – Energy Efficiency

Building Orientation

❑ Ideal Building Orientation

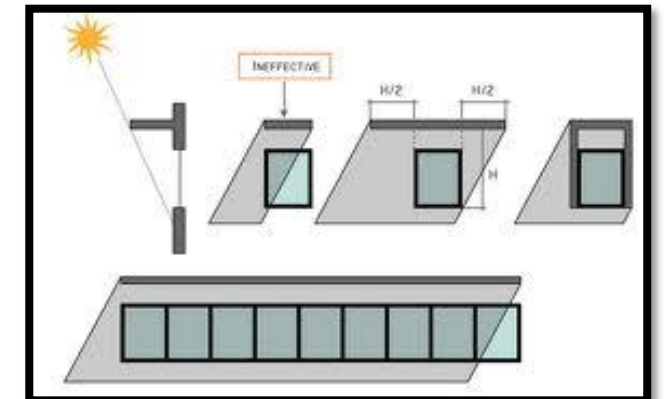
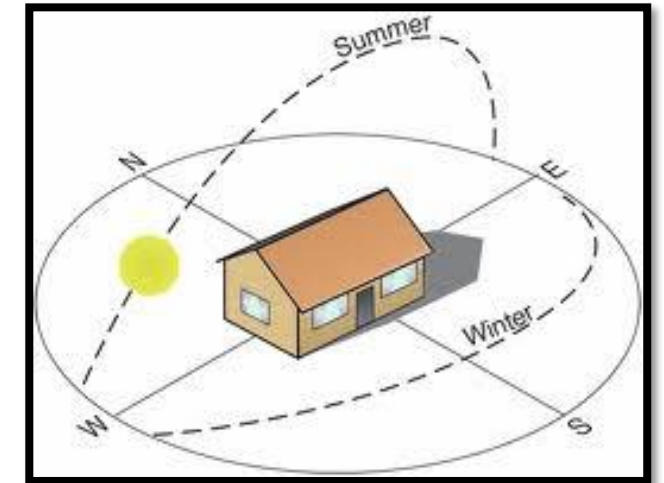
❖ East - West

❑ Less radiation on North & East facade

❖ Maximum openings for direct sunlight

❑ Sun Path Diagram

❖ Instrument for analysis & design of daylight in building





GLOBAL
HOUSING
TECHNOLOGY
CHALLENGE INDIA



Ministry of Housing and Urban Affairs
Government of India



giz Deutsche Gesellschaft
für Internationale
Zusammenarbeit (GIZ) GmbH

Green Building Parameter – Energy Efficiency


High Performance Envelope



Wall



Glazing



Roof

Image Source – CII IGBC





Green Building Parameter – Energy Efficiency

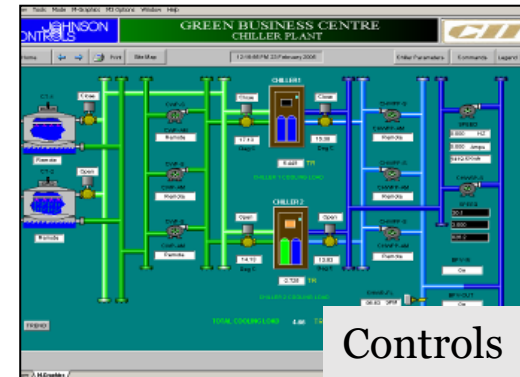
Energy Efficient HVAC, Lighting & Controls



HVAC



Lighting



Controls




Green Building Parameter – Energy Efficiency

Renewable Energy Sources

BIPV



Solar AC



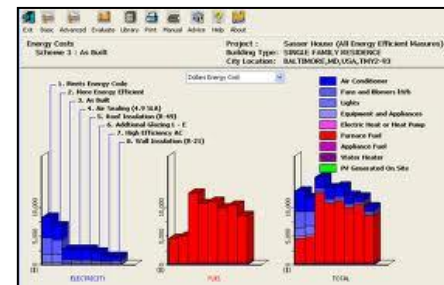

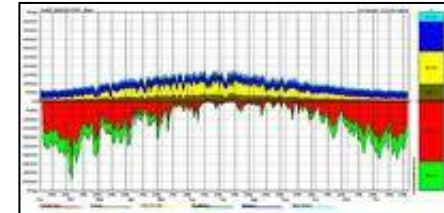
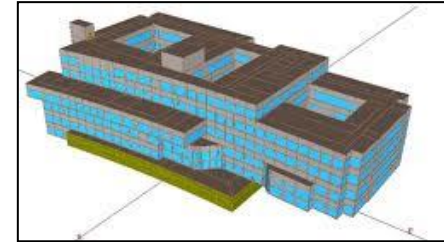
Wind - Solar



Green Building Parameter – Energy Efficiency

Energy Modelling

- ❑ Effective tool to develop and adopt sustainable design in building
 - Models, forecasts, scenario projections of proposed building



Green Building Parameter – Building Material & Resources

Waste Segregation – Post Occupancy

Building-Level Facility

Dry Waste
Paper, Plastic, Metals, Glass, etc.,

Wet Waste
Food, Landscape



Centralised Facility

Dry Waste

Wet Waste

Hazardous waste
batteries, e-waste, lamps, medical





Green Building Parameter – Building Material & Resources

Sustainable Building Materials

i. Building Reuse/



ii. Reuse of salvaged Material



iii. Material with Recycled Content



iv. Local Material/ Regional Material



v. Wood Based Materials





Green Building Parameter – Building Material & Resources

Handling of Waste Material – During Construction

- ❑ Facilitate segregation of construction & demolition waste at source.
 - ❖ To encourage reuse or recycling of materials, thereby avoiding waste being sent to land-fills



Marble scrap used for flooring
Aikya, Chennai



Broken bricks being used for paving
Tatva, Indore - IGBC Platinum



Green Building Parameter – Building Material & Resources

Organic Waste Management – Post Occupancy

Natural Process



Leaf Composter

**Vermi-
composting**

Mechanical Process



**Raw
Compost**



**Curing
System**



Matured Compost

Organic Waste Composter

Green Building Parameter – Indoor Environmental Quality

Tobacco Smoke Control

- ❑ Minimize exposure of non-smokers to the adverse health impacts arising due to passive smoking in the building



Jawaharlal Nehru
Bhawan, New Delhi



Syntel GDC, Pune



Green Building Parameter – Indoor Environmental Quality

Fresh Air Ventilation

MECHANICAL



NATURALLY VENTILATED



Green Building Parameter – Indoor Environmental Quality

Carbon dioxide Monitoring & Control

- ❑ Install CO₂ sensors in return air ducts of all regularly occupied spaces
 - To maintain a differential CO₂ level of maximum 530 ppm

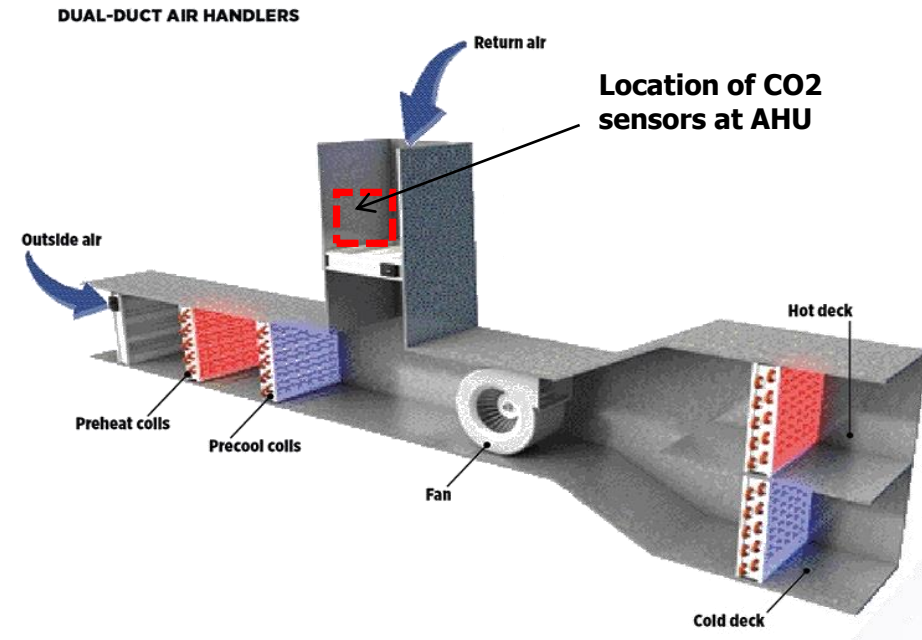


Image Source – CII IGBC



Green Building Parameter – Indoor Environmental Quality

Low Emitting Materials

❖ Indoor Materials impact on IAQ

- I. Paints & Coatings
- II. Adhesives
- III. Carpets
- IV. Composite wood
- V. New Wood Furniture



Paints



Adhesives & Sealants



Green Building Parameter – Indoor Environmental Quality

Indoor Plants – Air Purifiers

Areca Palm



Best air purifying plants for general
air cleanliness

Snake Plant



Removes Nitrogen Oxides
& absorbs formaldehydes

Money Plant



Best Air Purifier



Green Building Parameter – Indoor Environmental Quality

Indoor Air Quality – During Construction

- ❑ **SMACNA** guidelines to prevent Indoor air quality problems during construction.



Protection of moisture
Absorbing Materials



Wearing of Mask while
handling VOC Products

Green Building Parameter – Indoor Environmental Quality

Indoor Air Quality – Paints & Coatings

Type of Paints & Coatings	VOC Limit (g/L less water)
Non-flat (Glossy)	150
Flat (Mat)	50
Anti-corrosive/ Anti-rust	250
Clear Wood Finish: Varnish	350
Clear Wood Finish:	
Lacquer	550
Floor Coatings	100



Low VOC Paints

Green Building Parameter – Indoor Environmental Quality

Indoor Air Quality – Daylighting



Low Height partition for workstations



Light Pipe



Diffused natural light through light pipe



Green Building Parameter – Indoor Environmental Quality

Indoor Air Quality – Outdoor Views

- ❑ Access to views for occupants in all regularly occupied areas.



ONGC, Dehradun



GLOBAL
HOUSING
TECHNOLOGY
CHALLENGE INDIA



Ministry of Housing and Urban Affairs
Government of India



giz Deutsche Gesellschaft
für Internationale
Zusammenarbeit (GIZ) GmbH

Green Building Parameter – Indoor Environmental Quality

Indoor Air Quality – Occupant Well-being Facilities



Tetrapak, Chakan
IGBC Platinum rated



Bombay House, Mumbai
IGBC Gold Rated

Source – CII IGBC



GLOBAL
HOUSING
TECHNOLOGY
CHALLENGE INDIA



Ministry of Housing and Urban Affairs
Government of India



giz Deutsche Gesellschaft
für Internationale
Zusammenarbeit (GIZ) GmbH

Green Building Rating Systems in India



Indian Green Building Council
Greening India since 2001





GLOBAL
HOUSING
TECHNOLOGY
CHALLENGE INDIA



प्रधान मंत्री
आवास योजना-शहरी
Pradhan Mantri Awas Yojana-Urban



Ministry of Housing and Urban Affairs
Government of India



giz Deutsche Gesellschaft
für Internationale
Zusammenarbeit (GIZ) GmbH

1. Case Study on Navin's Springfield Project



IGBC Gold-rated Green Homes Project in Chennai



1. Case Study on Navin's Springfield Project

Sustainable Sites




Vegetation



Heat Reflective Paint



Electric Charging Facility



Designed for Differently Abled



Tot Lot



GLOBAL
HOUSING
TECHNOLOGY
CHALLENGE INDIA



Ministry of Housing and Urban Affairs
Government of India




giz Deutsche Gesellschaft
für Internationale
Zusammenarbeit (GIZ) GmbH

1. Case Study on Navin's Springfield Project

Water Efficiency



Rainwater Harvesting



Water Efficient Fixtures



Image Source – CII IGBC



1. Case Study on Navin's Springfield Project



Drought Tolerant & Native Species

Water Efficiency



Landscape Design



Green Pavers with Local Stone



Water Metering



In-house STP



1. Case Study on Navin's Springfield Project

Energy Efficiency



Captive Power Generation



Efficient Luminaries – CFL's



GLOBAL
HOUSING
TECHNOLOGY
CHALLENGE INDIA



प्रधान मंत्री
आवास योजना-शहरी
Pradhan Mantri Awas Yojana-Urban



Ministry of Housing and Urban Affairs
Government of India



giz Deutsche Gesellschaft
für Internationale
Zusammenarbeit (GIZ) GmbH

1. Case Study on Navin's Springfield Project

Materials



Waste Segregation

Image Source – CII IGBC



1. Case Study on Navin's Springfield Project

Tobacco Smoke Control



Indoor Environmental Quality



Daylighting



Natural Ventilation





2. Case Study on Adarsh Palm Acres Project

- ❖ **Adarsh Palm Acres** project is located at Bangalore, Karnataka.
- ❖ Occupancy type: Residential
- ❖ Building typology: New Construction
- ❖ Climatic zone: Moderate
- ❖ Total Project area: 3,23,749 sq.mtr

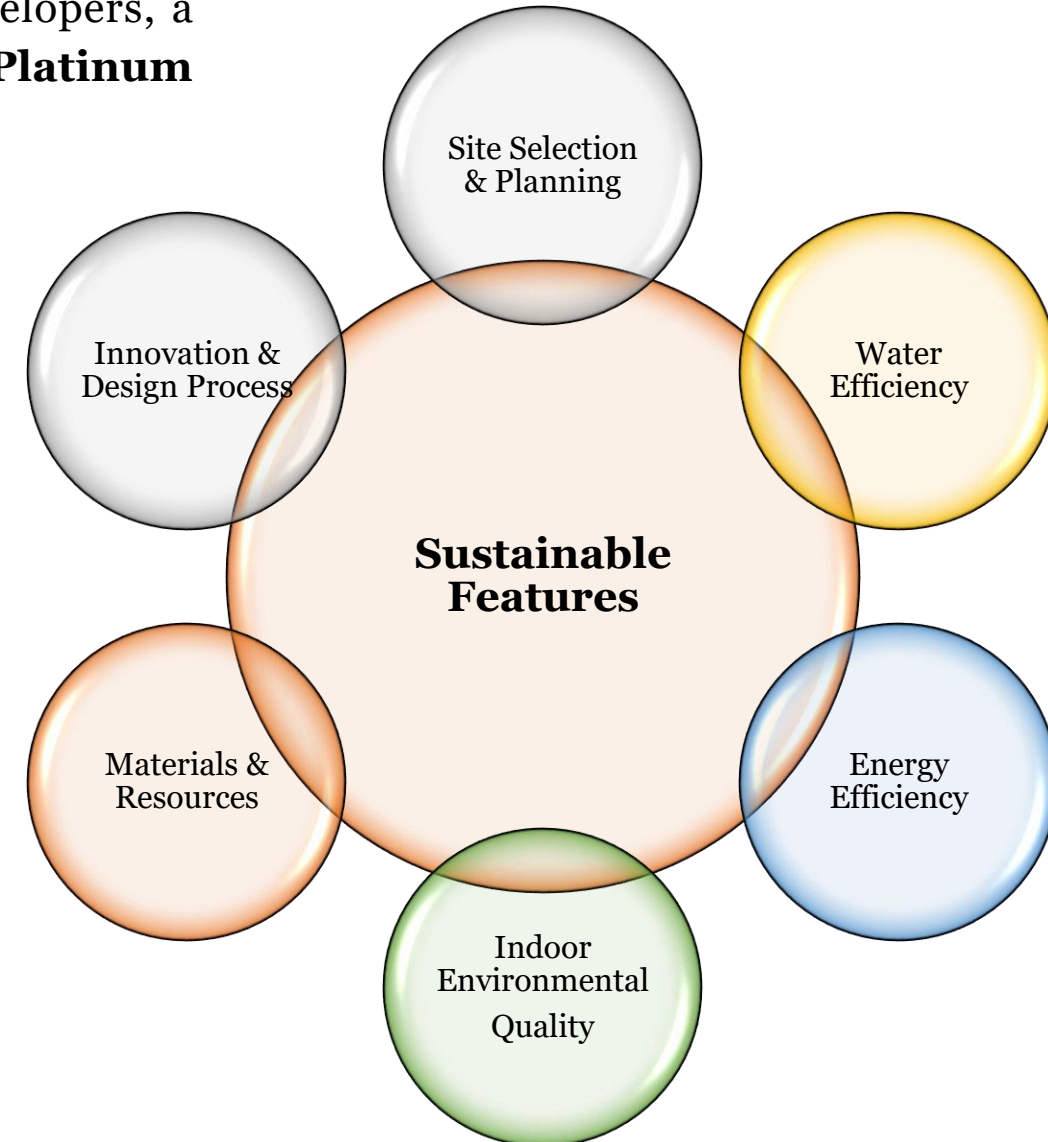
Inspired by the Central Park landmark in New York City, it has been built with the new-age homeowner at the forefront of its design credo, amalgamating sustainability with natural surroundings to promote well being of the occupants. The project has been awarded as the “Best Sustainable Luxury Villa Project” by Times Business.





CII's Indian Green Building Council (IGBC) has awarded Adarsh Developers, a well-known promoter in Karnataka region, the **IGBC Green Homes Platinum Rating** for implementing various sustainable practices.

- ❑ High SRI Tiles to cover 100% roof area.
- ❑ 27% of natural topography & drought resistant species of vegetation retained on the site.
- ❑ Water use has been reduced by almost 50%.
- ❑ 100% of the waste water generated is treated & reused.
- ❑ Energy has been saved by more than 21%.
- ❑ Energy meters have been installed for exterior lighting, municipal water pumping, water pumping for flushing & landscape water pumping.
- ❑ 99% of the construction waste has been redirected from landfills.
- ❑ 76% of the total materials have been locally manufactured.
- ❑ More than 75% of the regularly occupied spaces have cross ventilation.
- ❑ Low VOC materials used for interior spaces.
- ❑ Rain Water harvesting system has been applied to avoid run-off.





GLOBAL
HOUSING
TECHNOLOGY
CHALLENGE INDIA



Ministry of Housing and Urban Affairs
Government of India



giz Deutsche Gesellschaft
für Internationale
Zusammenarbeit (GIZ) GmbH

3. Case Study on Sky Belvedere Project

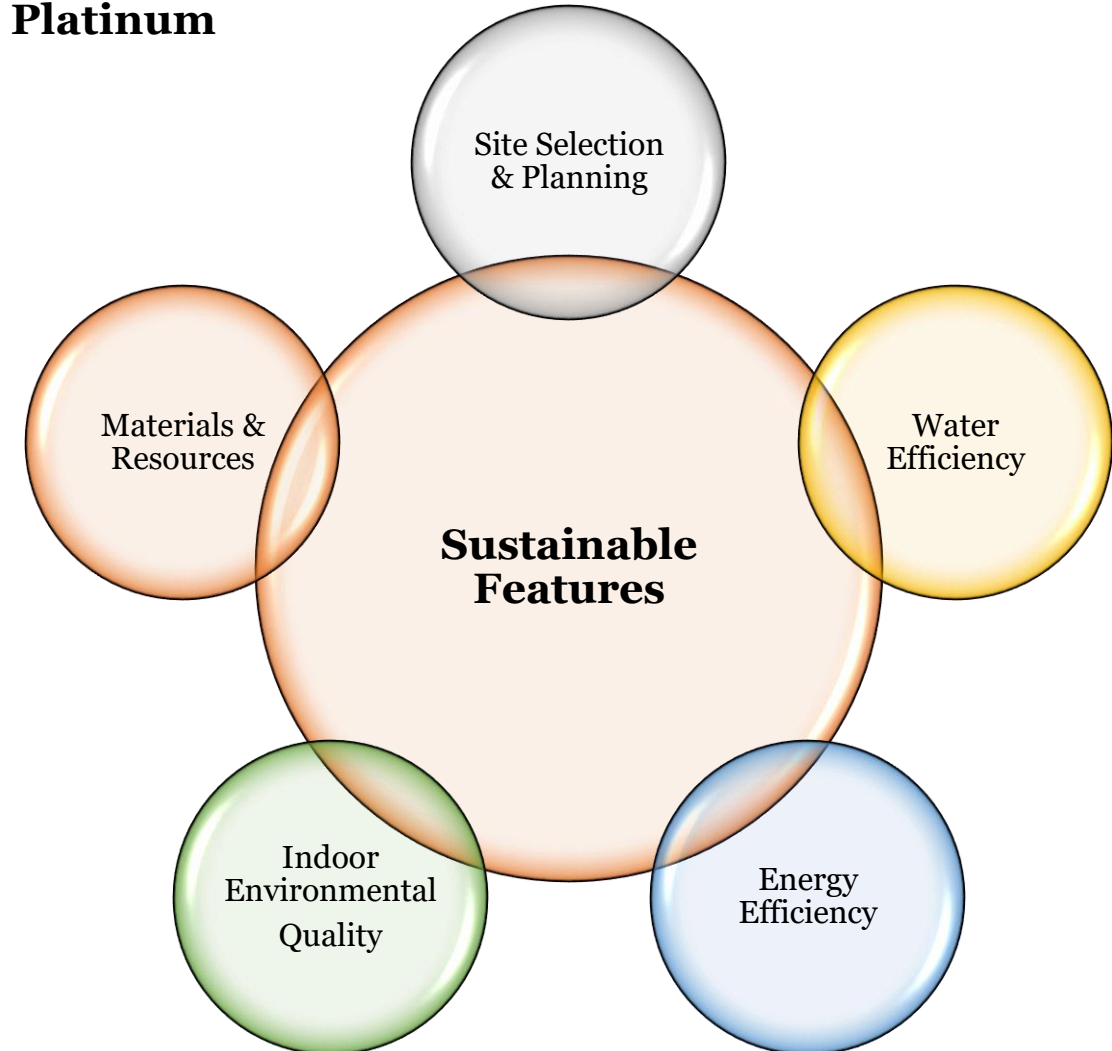
- ❖ **Sky Belvedere** project is located at Pune, Maharashtra.
- ❖ Occupancy type: Residential
- ❖ Building typology: New Construction
- ❖ Climate type: Wet & dry
- ❖ Total Project area: 15,000 sq.mtr





CII's Indian Green Building Council (IGBC) has awarded Lunkad Realty, a well-known promoter in Maharashtra region, the **IGBC Green Homes Platinum Rating** for implementing various sustainable practices.

- ☐ Green vegetated spaces for a healthier eco-friendly environment within the site.
- ☐ Light colours applied on pavements & exposed areas to reduce heat island effect.
- ☐ Sanitary fittings with lower flow rates for water conservation.
- ☐ STP installed to treat the waste water from dwelling units.
- ☐ Solar photovoltaic cells installed to cater area lighting consumption of the building.
- ☐ Water & energy meters installed for measuring consumption.
- ☐ Energy efficient lighting & appliances installed in the entire project.
- ☐ Modular kitchen with electric chimneys.
- ☐ Low VOC paints, adhesives & sealants used for interior spaces.
- ☐ Occupants well-being facilities like club house, swimming pool etc. for the residents.





GLOBAL
HOUSING
TECHNOLOGY
CHALLENGE INDIA



Ministry of Housing and Urban Affairs
Government of India



giz Deutsche Gesellschaft
für Internationale
Zusammenarbeit (GIZ) GmbH

4. Case Study on Nandi – A Rurban Project (Rural + Urban)



IGBC Platinum-rated Green Homes Project in Telangana

Source – CII IGBC



GLOBAL
HOUSING
TECHNOLOGY
CHALLENGE INDIA



प्रधान मंत्री
आवास योजना-शहरी
Pradhan Mantri Awas Yojana-Urban



Ministry of Housing and Urban Affairs
Government of India



giz Deutsche Gesellschaft
für Internationale
Zusammenarbeit (GIZ) GmbH

4. Case Study on Nandi – A Rurban Project (Rural + Urban)



Food



People



Earth



Water

And It's Impact...

Packaging sustainability as **SaptaPatha**

Seven Strands of sustainability



Energy



Air



Shelter

Source – CII IGBC

An aerial photograph of a dry, arid landscape. The terrain is characterized by large, irregular patches of brown, sandy soil, interspersed with small, dark green shrubs and trees. A network of thin, light-colored lines, likely roads or irrigation canals, crisscrosses the land. In the upper left, there is a small cluster of buildings and a more densely vegetated area. The overall impression is one of a harsh, water-scarce environment.

And It's Impact...

Barren Land

An aerial photograph showing a large, rectangular, planned community or eco-habitat. The central area is densely packed with buildings, roads, and green spaces, including a large circular feature that looks like a stadium or arena. This developed area is surrounded by a vast, patchwork landscape of brown and green fields, some of which appear to be agricultural or reforested. The contrast between the developed area and the surrounding landscape is stark.



And It's Impact...

Barren Land to an Eco-Habitat




And It's Impact...


Counter-urbanization to reduce the load on cities and improve
quality of life..



Impact on Biodiversity

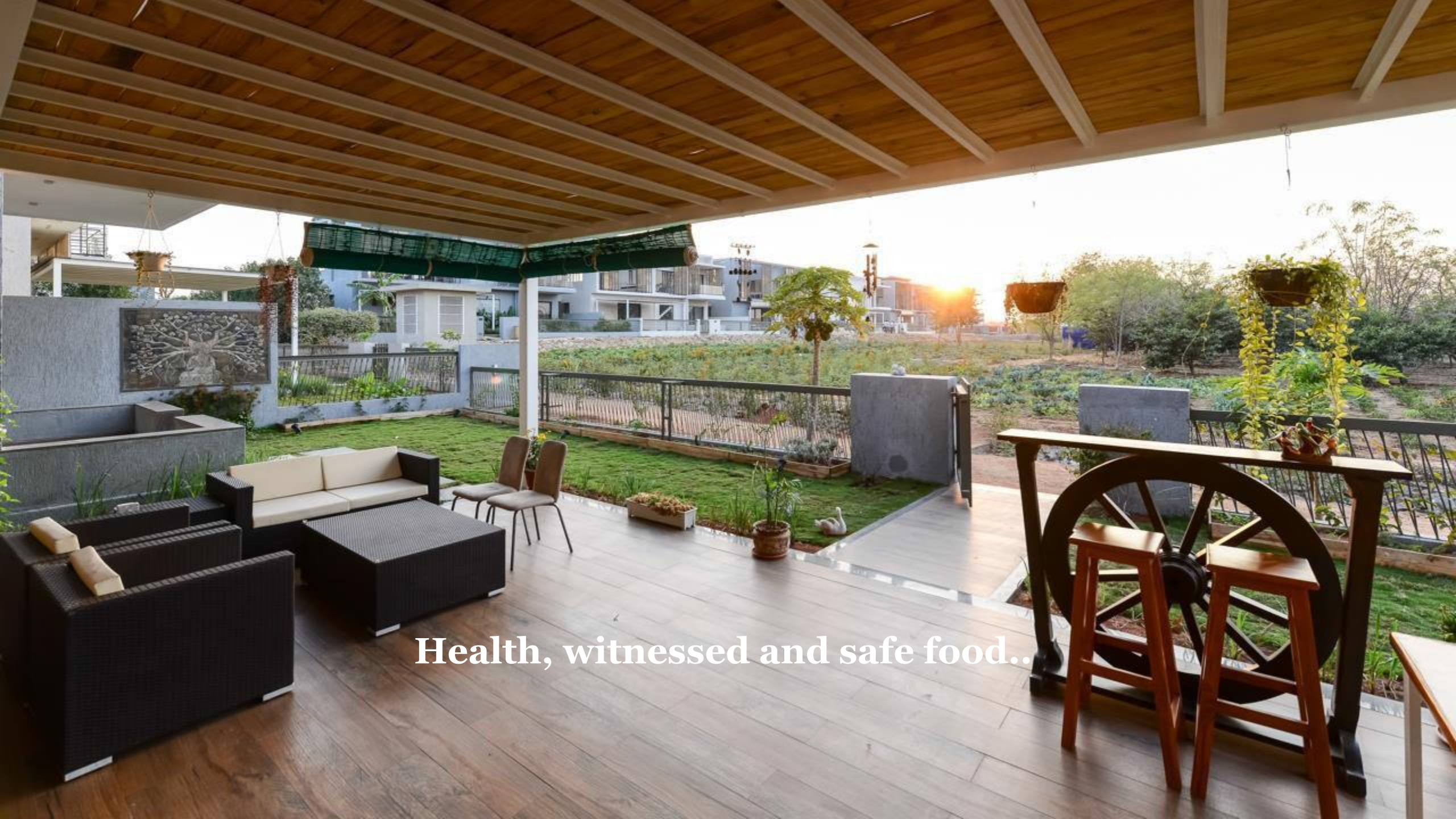


Pictures from the community





Bio-Pool



Health, witnessed and safe food..

Goshala within the community to deliver unadulterated desi cow milk.





Earth-Air Tunnel Draft System

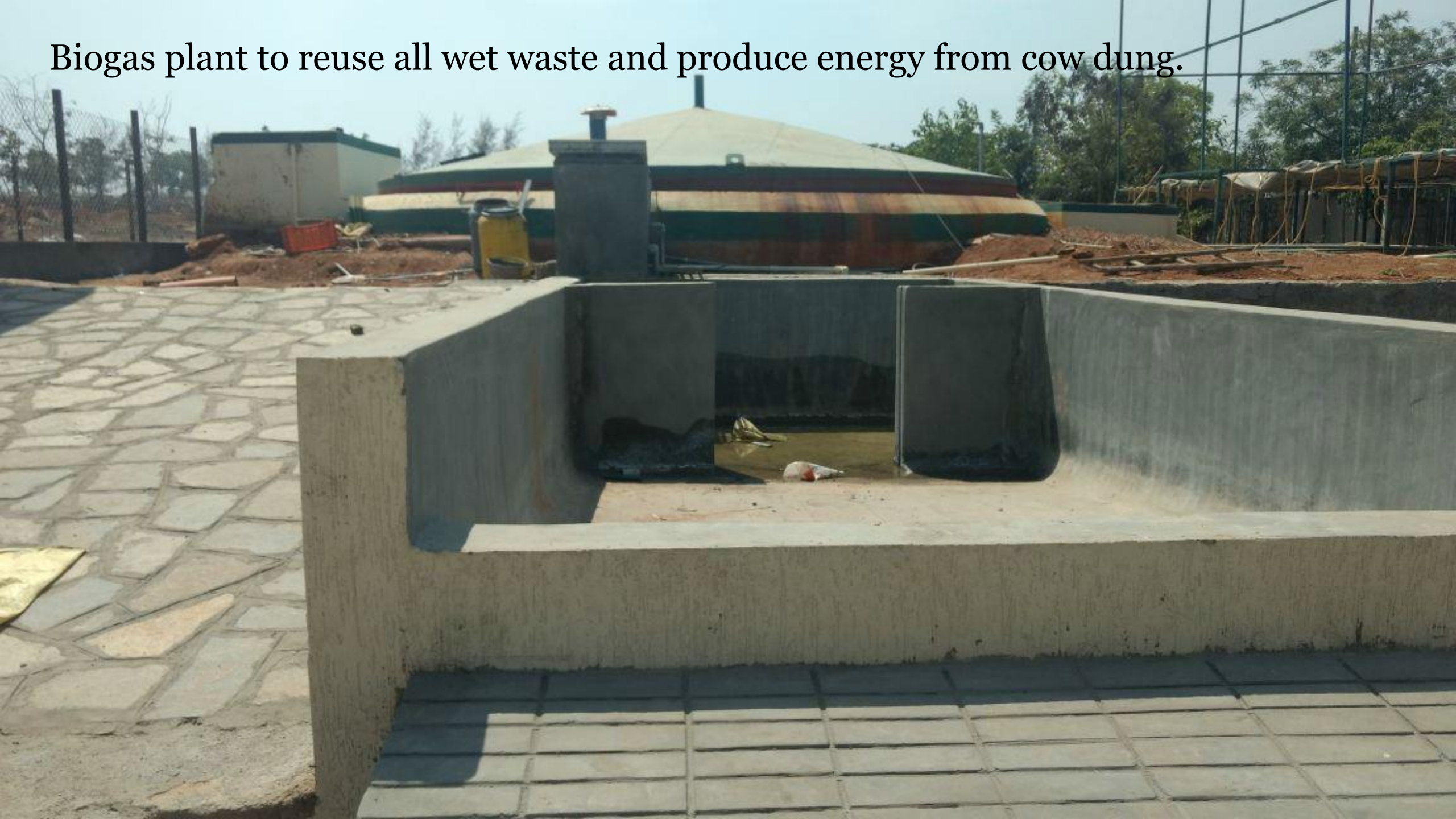
600 kW solar powered community completely dependent on solar and biogas



Complete dependence on rainfall and groundwater... a water balanced community.



Biogas plant to reuse all wet waste and produce energy from cow dung.



**Designing homes to be responsive to climate and the people
living in them.**





5. Case Study on The Rivage Project

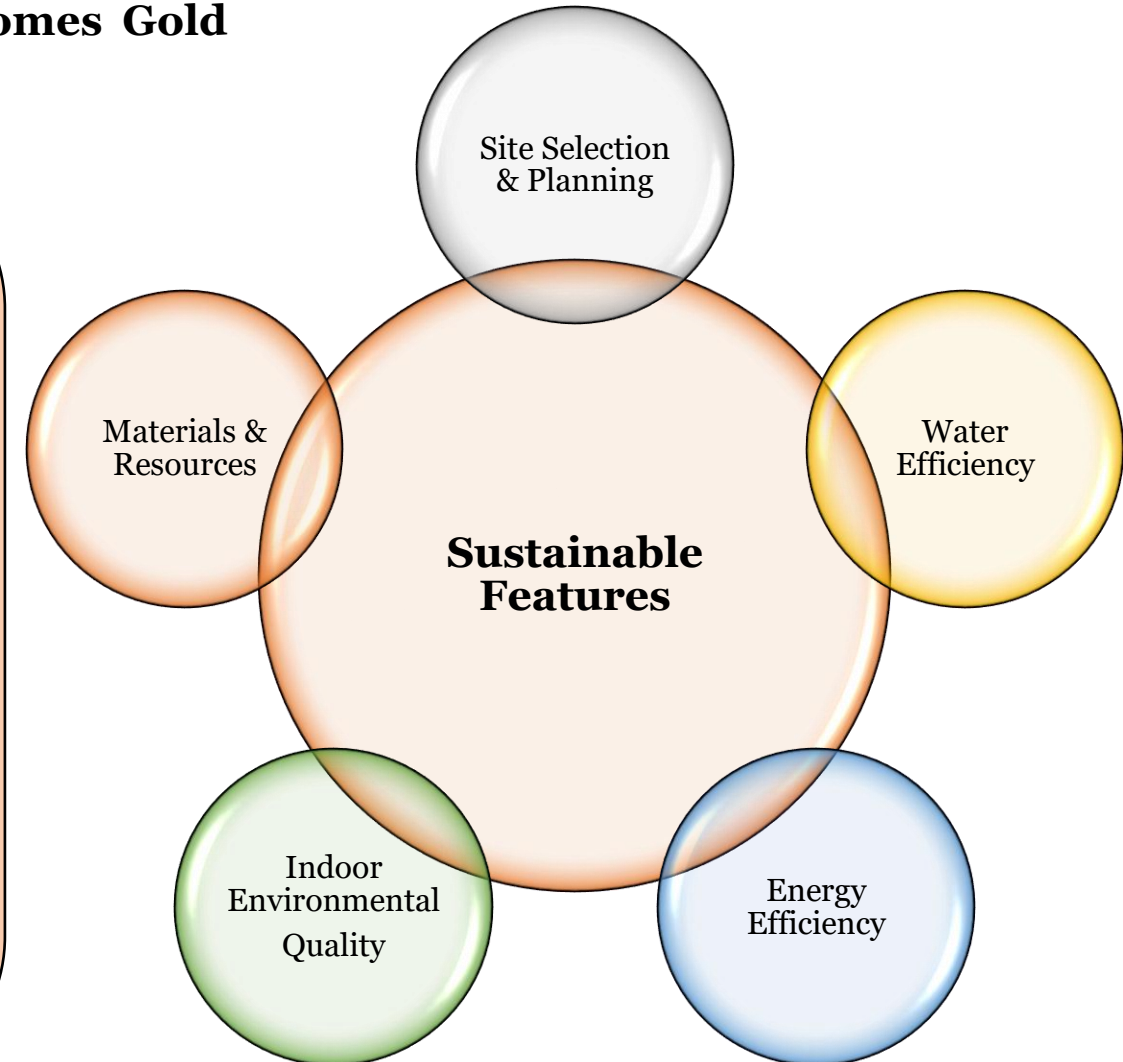
- **The Rivage** project is located at Kolkata, West Bengal.
- Occupancy type: Residential.
- Building typology: New Construction
- Climate type: Wet & dry
- Total Project area: 566 sq.mtr





CII's Indian Green Building Council (IGBC) has awarded Shree Vallab infra, a well-known promoter in west Bengal region, the **IGBC Green Homes Gold Rating** for implementing various sustainable practices.

- ❑ High SRI Tiles to reduce heat island effect.
- ❑ Green vegetated spaces for a healthier eco-friendly environment within the site.
- ❑ Light colours applied on pavements & exposed areas to reduce heat island effect.
- ❑ Better usability of open recreational spaces on account of optimum shading.
- ❑ Grid-tie solar power generation facility installed in the site.
- ❑ Solar street light
- ❑ Wheel chair ramp facility till the lobby for the disabled.
- ❑ Water monitoring system installed to measure the consumption.
- ❑ Low flow fixtures for water reduction.
- ❑ Organic waste composter for waste management.
- ❑ Low VOC paints in common areas for well-being of the occupants.





6. Case Study on Oval Nest Project

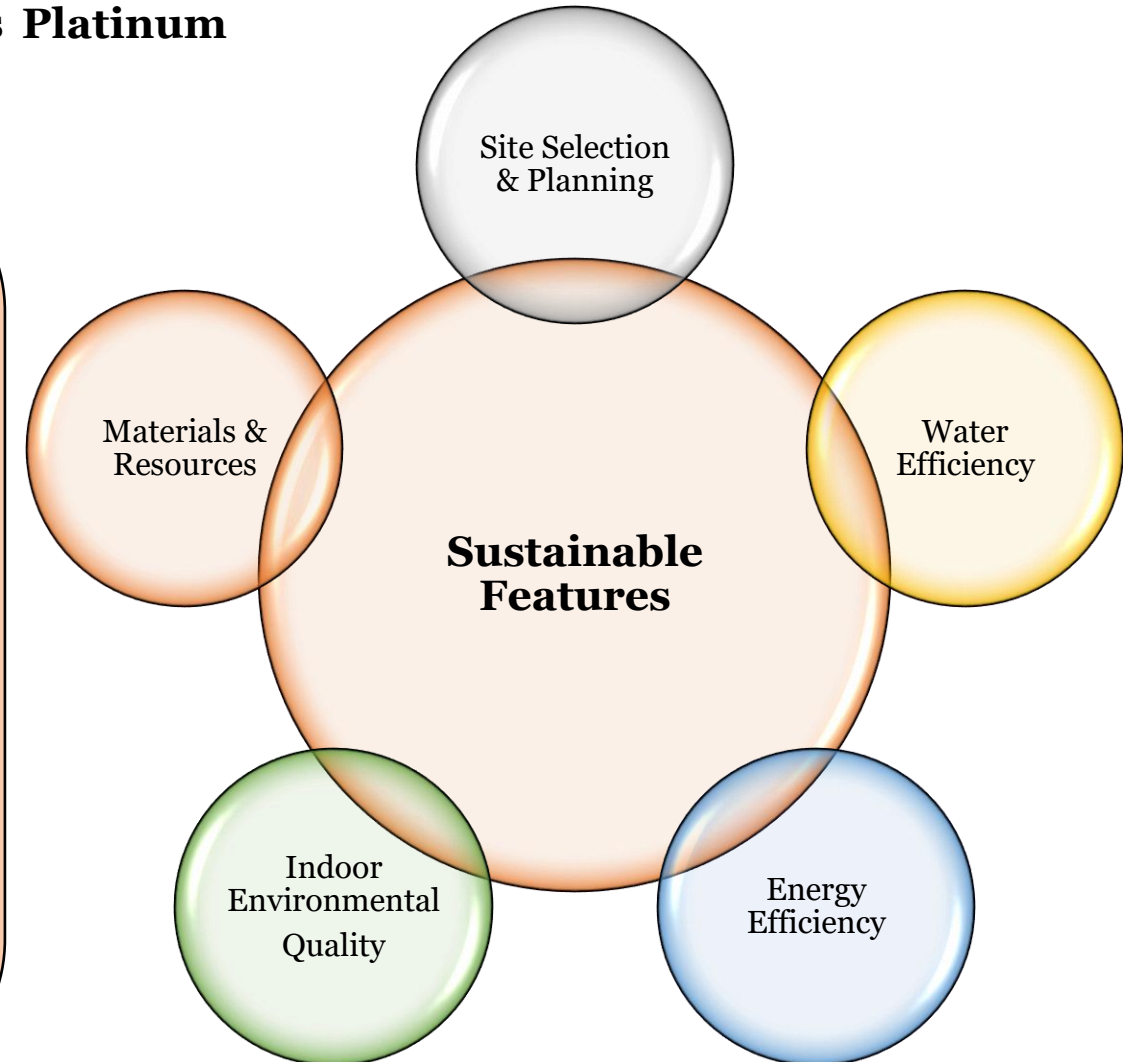
- ❖ **Oval Nest** project is located at Pune, Maharashtra.
- ❖ Occupancy type: Residential
- ❖ Building typology: New Construction
- ❖ Climate type: Wet & dry
- ❖ Total Project area: 19,500 sq.mtr





CII's Indian Green Building Council (IGBC) has awarded SRK Developers, a well-known promoter in Maharashtra region, the **IGBC Green Homes Platinum Rating** for implementing various sustainable practices.

- ❑ Development of bio-diversity & garden near entrance of the buildings offers eco-friendly environment to occupants.
- ❑ 50% of the overall vegetation is drought tolerant.
- ❑ Better usability of open recreational spaces on account of optimum shading.
- ❑ Low flow fixtures for water reduction.
- ❑ 54% of reduction in portable water consumption by having water treatment on site.
- ❑ Natural daylight & ventilation reduces operational energy cost of occupants.
- ❑ Lighting energy reduction by optimizing window design for day light penetration.
- ❑ 100% solar water heating saves 270 MWh of electricity / year.
- ❑ Vermi-compost pits for organic waste management.
- ❑ Construction waste has been redirected from landfill by re-using bricks / tiles for filling work.



Lunch Break : 60 minutes





GLOBAL
HOUSING
TECHNOLOGY
CHALLENGE INDIA



Ministry of Housing and Urban Affairs
Government of India



giz Deutsche Gesellschaft
für Internationale
Zusammenarbeit (GIZ) GmbH

Session 2

ECONIVAS SAMHITA 2021



GLOBAL
HOUSING
TECHNOLOGY
CHALLENGE INDIA




Ministry of Housing and Urban Affairs
Government of India



giz Deutsche Gesellschaft
für Internationale
Zusammenarbeit (GIZ) GmbH

About Eco Niwa Samhita

An initiative of MoP and Bureau of Energy Efficiency




- Building Envelope

ECO Niwas Samhita
Part 1 was launched on
14 December 2018
on National Energy
Conservation Day 2018

- Indoor electrical end use
- Renewable Energy Systems
- Building Services

ECO Niwas Samhita
Part 2 was launched on
16 July 2021



Eco Niwas Samhita 2018
Part 1: Building Envelope

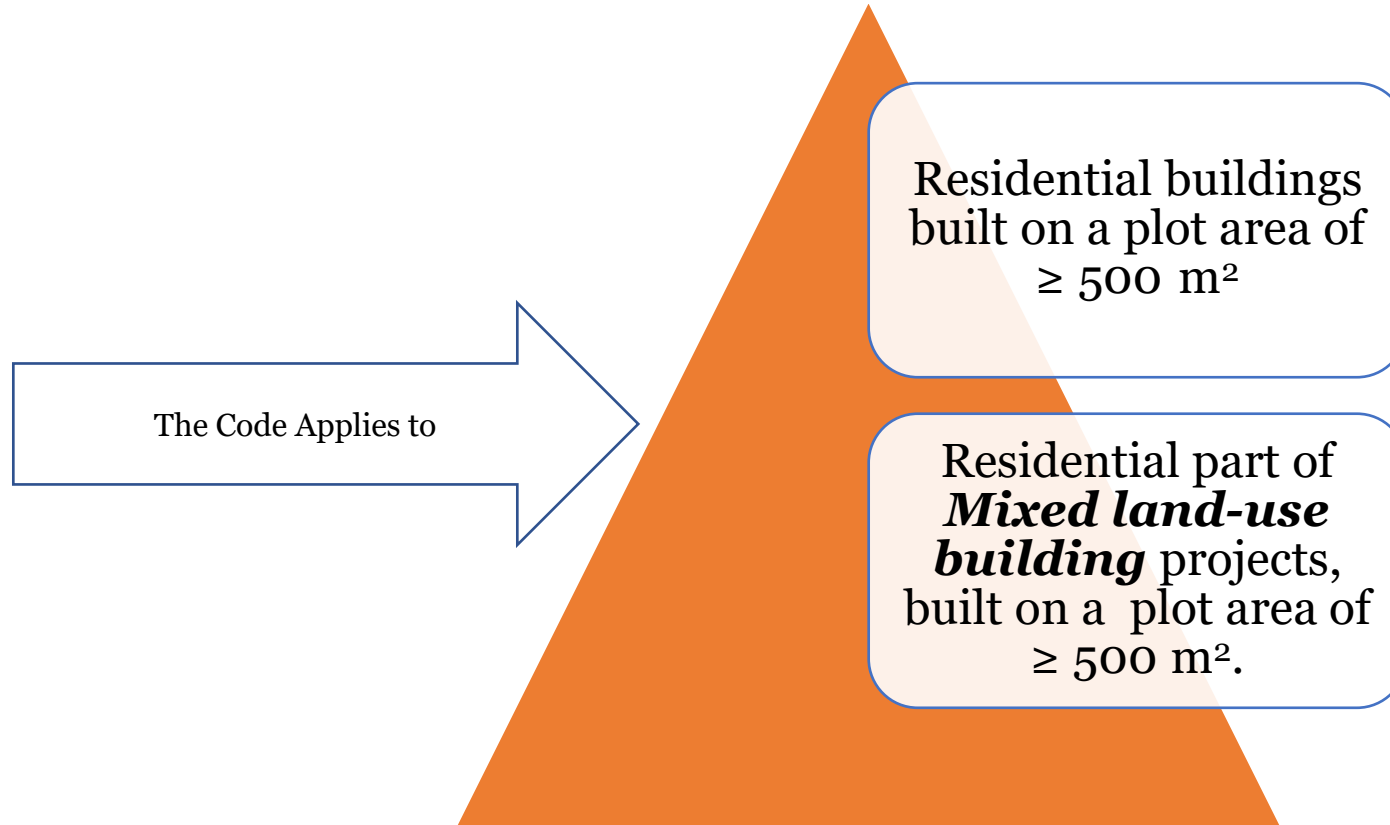
Eco Niwas Samhita 2021
Part 2: Code Compliance

The code applies to –

- Residential buildings built on a plot area of $\geq 500 \text{ m}^2$
- Residential part of Mixed land-use building projects, built on a plot area of $\geq 500 \text{ m}^2$.

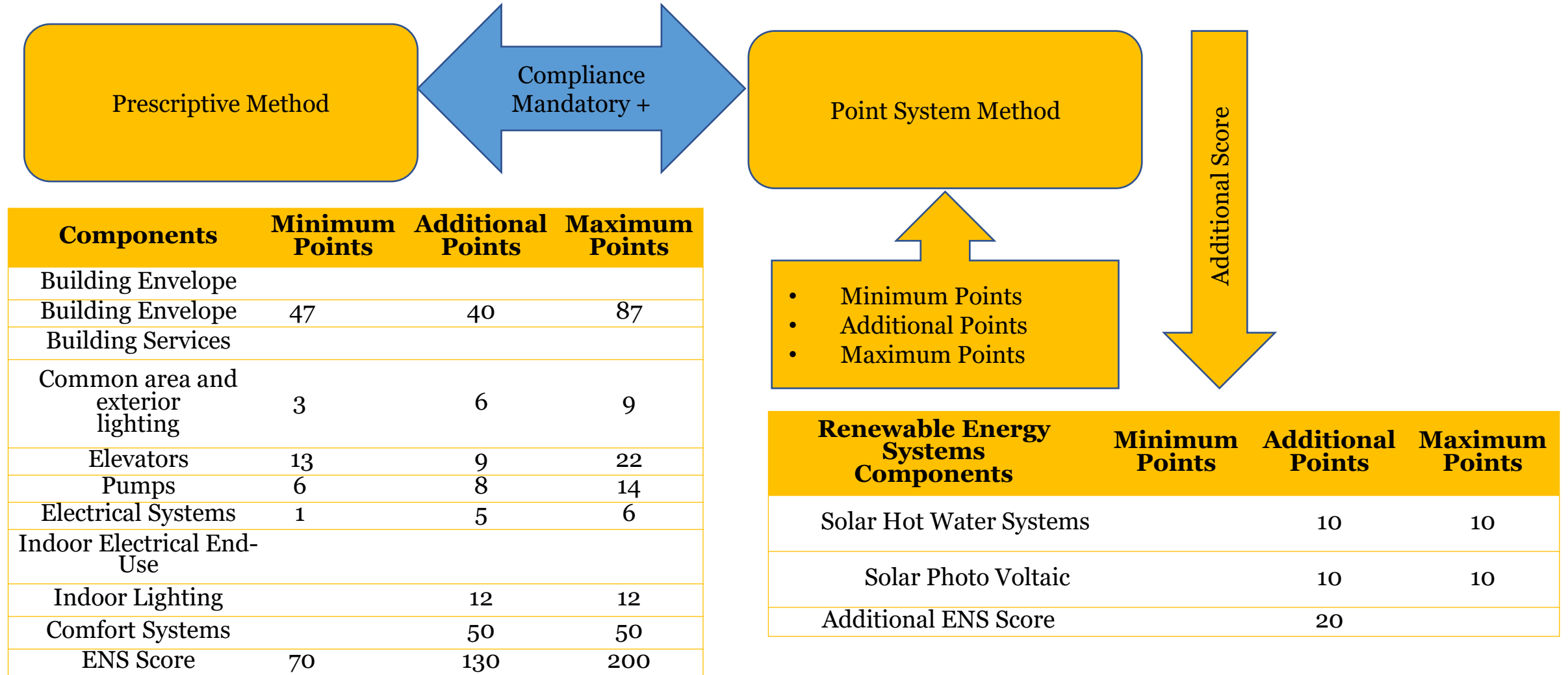


Eco – Niwas Samhita 2021 Scope





ENS 2021 Code Compliance



ENS 2021 Code Compliance

Project Category	Minimum ENS Score
Low rise buildings	47
Affordable Housing	70
High rise buildings	100

Low Rise Buildings: A structure of four stories or less, and/or a structure of up to 15 metres in height (without stilts) and up to 17.5 metres in height (including stilt).

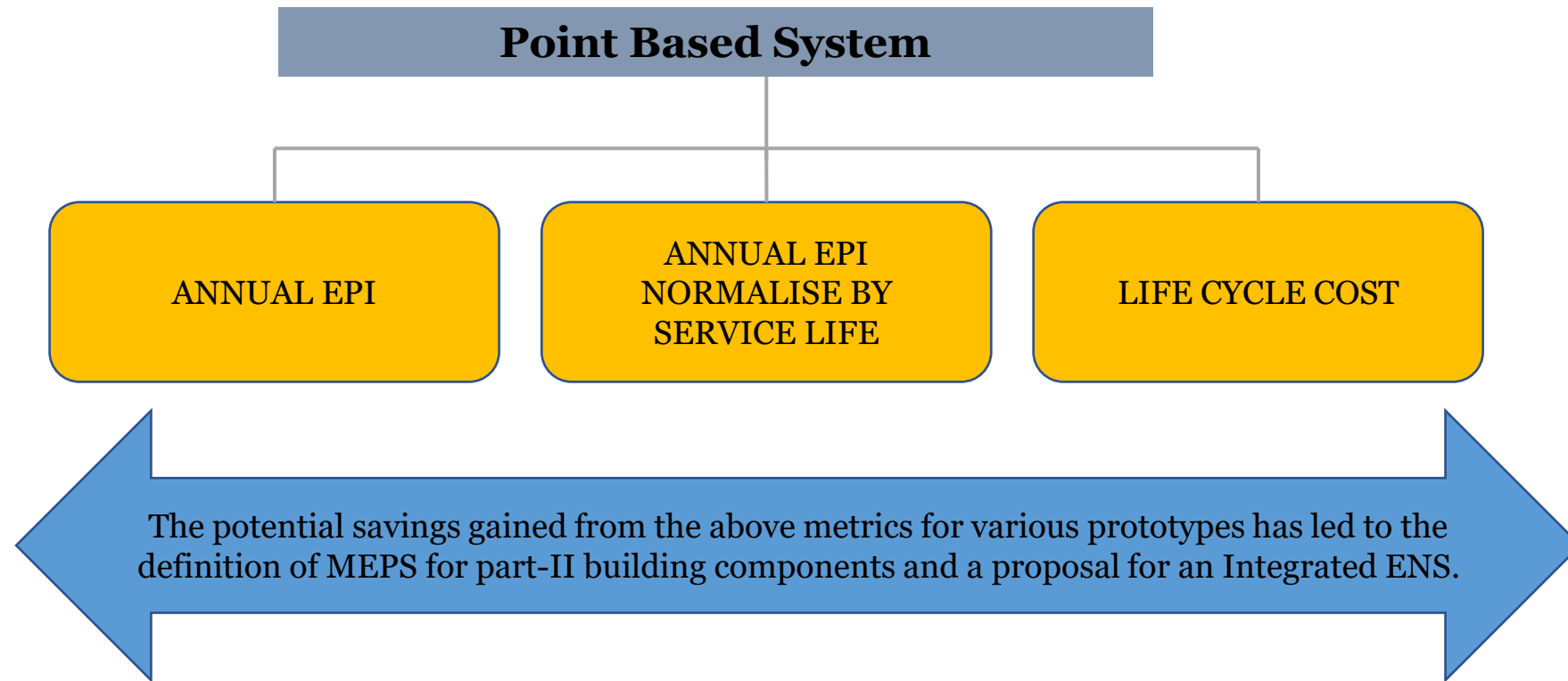
Affordable Housing Projects:

- for Affordable houses are Dwelling Units (DUs)
- for Economically Weaker Section (EWS) category
- For Lower Income Group (LIG) category

High Rise Buildings: A structure with more than four stories and/or a height of more than 15 metres (without stilts) and 17.5 metres (including stilt).



Point System Method – ENS 2021 Compliance





Point System Method – ENS 2021 Compliance

Advantages of Point system

- ❑ A point system is a simpler approach to give weightage to building components that are important from energy efficiency and compliance perspective. Each point doesn't necessarily represent percentage energy savings.

Ease of comprehending by the citizens

- Easy to comprehend by citizens for both overall energy performance of a residential building and incorporated component level energy efficiency

Trade-off

- Trade-off among components is possible but on a stepped EE improvements giving limited flexibility to owner to show compliance
- Easy to deter possibility of gaming

Compliance

- Low expertise is required for doing and checking the compliance
- Require simpler tool for showing compliance
- Will have only one compliance approach



Mandatory Requirements

1. **Building Envelope:** All of the ENS Part I requirements must be met.
2. **Power Factor Correction:** In all three phases, 0.97 at the point of connection or the state requirement, whichever is more strict.
3. **Energy Monitoring:** Common area lighting (Outdoor lighting, corridor lighting and basement lighting)
 - Elevators
 - Water pumps
 - Basement car parking ventilation system
 - Electricity generated from power back-up
 - Electricity generated through renewable energy systems
 - Lift pressurization system
4. **Electrical Vehicle Charging Station:** If it is installed, it must follow the new criteria for Charging Infrastructure established by the Ministry of Power.
5. **Electrical Systems:** Distribution losses in the ENS building must not exceed 3% of total power demand. At design load, the voltage drop for feeders is less than 2%. At design load, the voltage drop for the branch circuit is less than 3%.



Prescriptive Method- ENS 2021 Code Compliance

1. **Building Envelope:**
 - VLT and WFR – as per ENS Part 1
 - RETV (for all climate except cold) – max 12 W/m²
 - Thermal Transmittance for cold – max 1.3W/m²K
 - Roof – 1.2W/m²K
2. **Common Area & Exterior Lighting:** Either LPD or Efficacy and use of PhotoSensor

Common Areas	Maximum LPD (W/m ²)	Minimum luminous efficacy (lm/W)
Corridor lighting & Stilt Parking	3.0	All the permanently installed lighting fixtures shall use lamps with an efficacy of at least 105 lumens per Watt
Basement Lighting	1.0	All the permanently installed lighting fixtures shall use lamps with an efficacy of at least 105 lumens per Watt

Exterior Lighting Areas	Maximum LPD (in W/m ²)
Driveways and parking (open/ external)	1.6
Pedestrian walkways	2.0
Stairways	10.0
Landscaping	0.5
Outdoor sales area	9.0



Prescriptive Method- ENS 2021 Code Compliance

3. Elevators, if applicable::
 - Lamps: 85l/W
 - Automatic switch off control
 - IE4 motors
 - VFDs
 - Regenerative drives
 - Group Automatic operation
4. Pumps, if applicable: Min Eff -70% or BEE 5 Star
5. Electrical System, if applicable:
 - Distribution loss less than 3%
 - Dry Type Transformer - as mentioned in table
 - Oil Type Transformer – BEE 5 Star



Point System Method – ENS 2021 Compliance

Point System Method

Minimum Points - are a set of points that must be obtained for each component in order to demonstrate ENS compliance

Additional Points - These are the points provided for implementing additional or improved energy efficiency measures in a component. These points can be combined with others to get the total score for ENS compliance described in section 3.1.2.

The total points available for each component are the **maximum points**.

Components	Minimum Points	Additional Points	Maximum Points
Building Envelope			
Building Envelope	47	40	87
Building Services			
Common area and exterior lighting	3	6	9
Elevators	13	9	22
Pumps	6	8	14
Electrical Systems	1	5	6
Indoor Electrical End-Use			
Indoor Lighting		12	12
Comfort Systems		50	50
ENS Score	70	130	200



Point System Method – ENS 2021 Compliance

1 - Building Envelope (87 Max Points out of which 47 are essential)

- Thermal Transmittance of Roof (7 Points)
- RETV (80 Points)

Thermal Transmittance of Roof	
<p>Minimum: Thermal transmittance of roof shall comply with the maximum Uroof value of 1.2 W/m²·K.</p>	Up to 4 Points
<p>Additional: 1 Point for every reduction of 0.23 W/m²·K in thermal transmittance of roof from the Minimum requirement prescribed under §6.1(a).</p>	Maximum 3Points

RETV	
The RETV for the building envelope (except roof) for four climate zones, namely, Composite Climate, Hot-Dry Climate, Warm-Humid Climate, and Temperate Climate, shall comply with the maximum RETV of 15 W/m ² .	44 Points
<p>For RETV less than 15 and upto 12 W/m², score will be calculated by following equation:</p> $74 - 2 \times (\text{RETV})$ <p>(@ 2 points per RETV reduction)</p>	Up to 50 Points
<p>Additional: For RETV less than 12 and upto 6 W/m², score will be calculated by following equation:</p> $110 - 5 \times (\text{RETV})$ <p>(@ 5 points per RETV reduction)</p>	Up to 80 points
<p>Additional: For RETV less than 6 W/m²</p>	80 Points



Point System Method – ENS 2021 Compliance

2 – Common Area and Exterior Lighting (9 Points)

Common Areas	Maximum LPD (W/m ²)	Minimum luminous efficacy (lm/W)
Corridor lighting & Stilt Parking	3.0	All the permanently installed lighting fixtures shall use lamps with an efficacy of at least 85 lumens per Watt
Basement Lighting	1.0	All the permanently installed lighting fixtures shall use lamps with an efficacy of at least 85 lumens per Watt
Exterior Lighting Areas - at least 85 lm/W and maximum LPD requirements given in Table		Maximum LPD (in W/m ²)
Driveways and parking (open/ external)		1.6
Pedestrian walkways		2.0
Stairways		10.0
Landscaping		0.5
Outdoor sales area		9.0

Additional Points (6 points)	
Corridor lighting & Stilt Parking	1 Point for installing 95 lm/W Or 2 Point for installing 105 lm/W
Basement Lighting	1 Point for installing 95 lm/W Or 2 Point for installing 105 lm/W
Exterior Lighting Areas	2Points for Installing photo sensor or astronomical time switch



Point System Method – ENS 2021 Compliance

3 – ELEVATORS (22 Points)

Minimum:

Elevators installed in the ENS building shall meet all the following requirements:

- i. **Install high efficacy lamps for lift car lighting having minimum luminous efficacy of 85 lm/W**
- ii. **Install automatic switch-off controls for lighting and fan inside the lift car when are not occupied**
- iii. **Install minimum class IE 3 high efficiency motors**
- iv. **Group automatic operation of two or more elevators coordinated by supervisory control**

13 Points

Additional:

- i. Additional points can be obtained by meeting the following requirements:
- ii. Installing the variable voltage and variable frequency drives. (4 points)
- iii. Installing regenerative drives. (3 points)
- iv. Installing class IE4 motors. (2 points)

9 Points



Point System Method – ENS 2021 Compliance

4 – Pumps (14 Points)

Minimum:

**Either hydro-pneumatic pumps having minimum mechanical efficiency of 60% or BEE
4 star rated Pumps shall be installed in the ENS building. 6 Points**

Additional:

Additional points can be obtained by meeting the following requirements:

- i. Installation of BEE 5 star rated pumps (5 Points)
- ii. Installation of hydro-pneumatic system for water pumping having minimum mechanical efficiency of 70% (3 Points) **8 Points**



Point System Method – ENS 2021 Compliance

5 – Electrical Systems (6 Points)

Minimum:

- i. Power transformers of the proper ratings and design must be selected to satisfy the minimum acceptable efficiency at 50% and full load rating. The permissible loss shall not exceed the values listed in Table 8 for dry type transformers and BEE 4-star rating in Table 9 for oil type transformers.**

1 Points

Additional:

Additional points can be obtained by providing all oil type transformers with BEE 5 star rating.

5 Points

Point System Method – ENS 2021 Compliance

6 – Indoor Lightings (12 Points)

Minimum:

All the lighting fixtures shall have lamps with luminous efficacy of minimum 85 lm/W installed in all bedrooms, hall and kitchen.

4 Points

Additional:

Additional points for indoor lighting by installing all lighting fixtures in all bedrooms, hall and kitchen shall have lamps luminous efficacy as per following:

- i. 95 lm/w (3 Points)
- ii. 105 lm/W (8 Points)

Upto 8 Points

Point System Method – ENS 2021 Compliance

7 – Comfort Systems (50 Points) – Ceiling Fans

Minimum:

- i. All ceiling fans installed in all the bedrooms and hall in all the dwelling units shall have a service value as given below:
 - For sweep size <1200 mm: equal or greater than 4 m³/minute·Watt
 - For sweep size >1200 mm: equal or greater than 5 m³/minute·Watt
 - i. BEE Standards and Labeling requirements for ceiling fans shall take precedence over the current minimum requirement, as and when it is notified as mandatory.
- 6 Points**

Additional:

Additional points for ceiling fans by installing in all the bedrooms and hall in all the dwelling units as per following:

- | | |
|------------|----------|
| i. 4 Star | 1 Points |
| ii. 5 Star | 3 Points |



Point System Method – ENS 2021 Compliance

Weighted Average of different Comfort Systems installed in a building allowed for better flexibility (Points Achieved for AC)

Minimum:

i. Unitary Type: 5 Star

ii. Split AC: 3 Star

iii. VRF: 3.28 EER

iv. Chiller: Minimum ECBC Level

20 Points

Additional 9 points for :

i. Split AC: 4 Star

ii. VRF: Not Applicable as on date, however, whenever Star labelling of BEE is launched, Star 4 will be applicable

9 Points

iii. Chiller: Minimum ECBC+ Level as mentioned in ECBC 2017

Additional 21 points for :

i. Split AC: 5 Star

ii. VRF: Not Applicable as on date, however, whenever Star labelling of BEE is launched, Star 5 will be applicable

21 Points

iii. Chiller: Minimum SuperECBC Level as mentioned in ECBC 2017



Point System Method – ENS 2021 Compliance

8 – Solar Water Heating (10 Points)

Minimum:

The ENS compliant building shall provide a solar water heating system (SWH) of minimum BEE 3Star label and is capable of meeting 100% of the annual hot water demand of top 4 floors of the residential building.

or

100% of the annual hot water demand of top 4 floors of the residential building is met by the system using heat recovery

5 Points

Additional:

Additional points can be obtained by installing SWH system as per as per following:

- i. 100% of the annual hot water demand of top 6 floors of the residential building (2 points)
- ii. 100% of the annual hot water demand of top 8 floors of the residential building (5 points)

Upto 5 Points

Point System Method – ENS 2021 Compliance

9 – Solar Photo Voltaic (10 Points)

Minimum:

The ENS compliant building shall provide a dedicated Renewable Energy Generation Zone (REGZ) –

- **Equivalent to a minimum of 2 kWh/m².year of electricity; or**
- **Equivalent to at least 20% of roof area.**

5 Points

The REGZ shall be free of any obstructions within its boundaries and from shadows cast by objects adjacent to the zone.

Additional:

Additional points can be obtained by installing solar photo voltaic as per following:

- Equivalent to a minimum of 3 kWh/m².year of electricity or Equivalent to at least 30% of roof area (2 points)
- Equivalent to a minimum of 4 kWh/m².year of electricity or Equivalent to at least 40% of roof area (5 points)

Upto 5 Points



GLOBAL
HOUSING
TECHNOLOGY
CHALLENGE INDIA



प्रधान मंत्री
आवास योजना-शहरी
Pradhan Mantri Awas Yojana-Urban



Ministry of Housing and Urban Affairs
Government of India



giz Deutsche Gesellschaft
für Internationale
Zusammenarbeit (GIZ) GmbH

ENS 2021 COMPLIANCE



Simulation Tool



Basic Tool: Quick evaluation platform for homeowners, contractors, and builders to quickly evaluate the project's preliminary design intent on the scale of energy efficiency, carbon footprint, and monetary savings with the selected project location, user specified area and orientation, building envelope (wall, roof, and window), and air-conditioning and ventilation techniques with the selected project location, user specified area and orientation, and building envelope (wall, roof, and window).



Simulation Tool

NAVIGATION

BASIC INFORMATION

LAYOUT

ENVELOPE

LIGHTING

EQUIPMENTS

HVAC

ECONOMICS

LAYOUT

Layout Shape

T-Shape

Building Orientation

North

T Shape

X1

16

meters

Y1

10

meters

X2

10

meters

Y2

5

meters

X3

3

meters

Number of Floors

3

Floor Height

2.00

meters

Advanced Tool: Experts (Architects, Engineers, MEP consultants, project developers, industry professionals) who want to do extensive study of project design aspects in terms of energy efficiency, economic feasibility, and environmental effect would benefit from this simulation-based application.



Simulation Tool

NAVIGATION

BASIC INFORMATION

CONSTRUCTION

CONSTRUCTION DETAIL

Wall

Type of Wall

110 mm Red Brick Wall

Wall Section Thickness (mm)

110

Wall Construction Cost (₹/m²)

4000

Type of Wall Insulation

Expanded Polystyrene Foam

Wall Insulation Cost (₹/m²)

20000

Roof

Type of Roof

150mm RCC slab with False ceiling

Roof Section Thickness (mm)

150

Roof Construction Cost (₹/m²)

3000

Type of Roof Insulation

Polyurethane Foam

Roof Insulation Cost (₹/m²)

20000

Envelope Optimization Tool: Based on the life cycle cost of the envelope alternatives, a rapid envelope evaluation module computes the most optimum set of U-values and SHGC for best wall, best roof, and best window for the given location.



GLOBAL
HOUSING
TECHNOLOGY
CHALLENGE INDIA



प्रधान मंत्री
आवास योजना-शहरी
Pradhan Mantri Awas Yojana-Urban

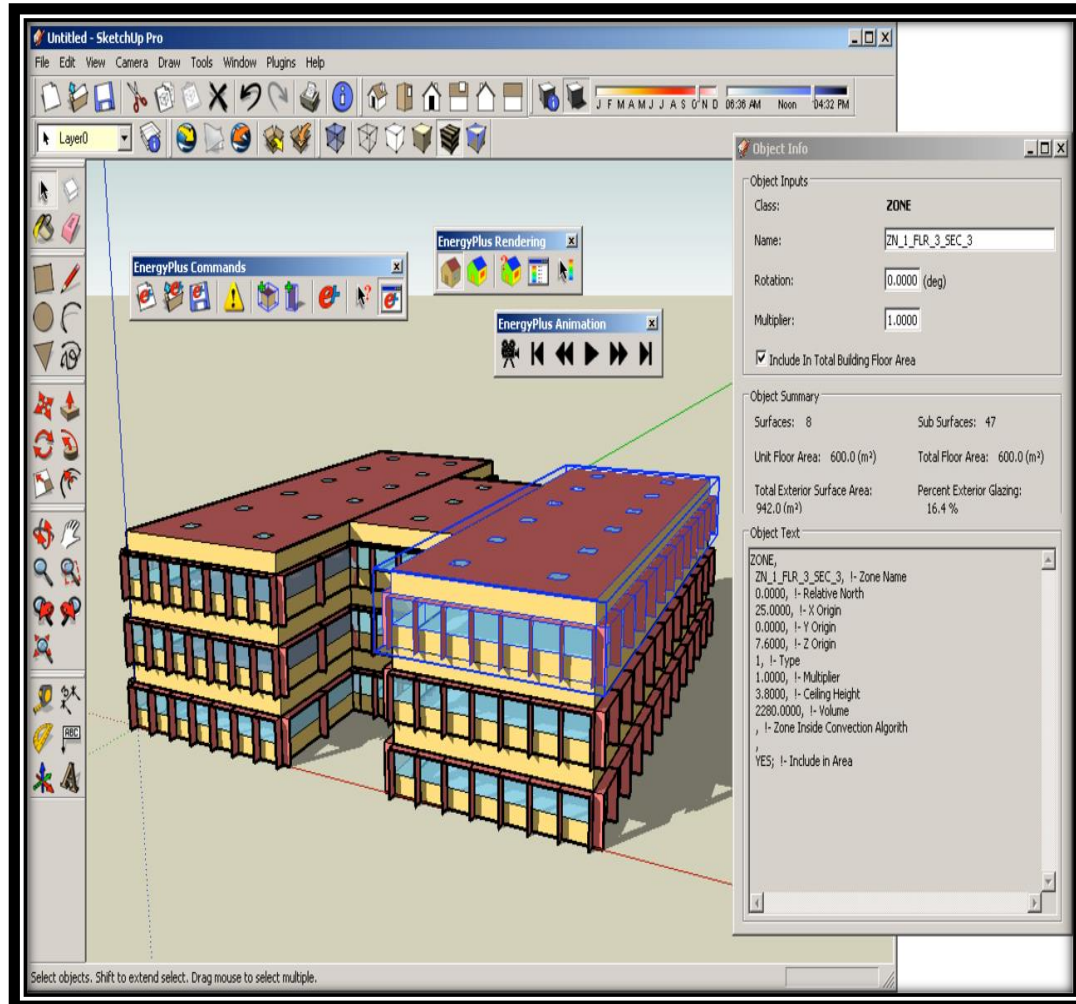


Ministry of Housing and Urban Affairs
Government of India



giz Deutsche Gesellschaft
für Internationale
Zusammenarbeit (GIZ) GmbH

Simulation Tool



EnergyPlus: It's an entire building energy simulation software that engineers, architects use to model both: energy consumption (heating, cooling, energy, ventilation, lighting, process loads) & water use in buildings.



Eco Niwas Samhita – Compliance Tool

Quick design and compliance checks on the benchmarks of ECO NIWAS SAMHITA.

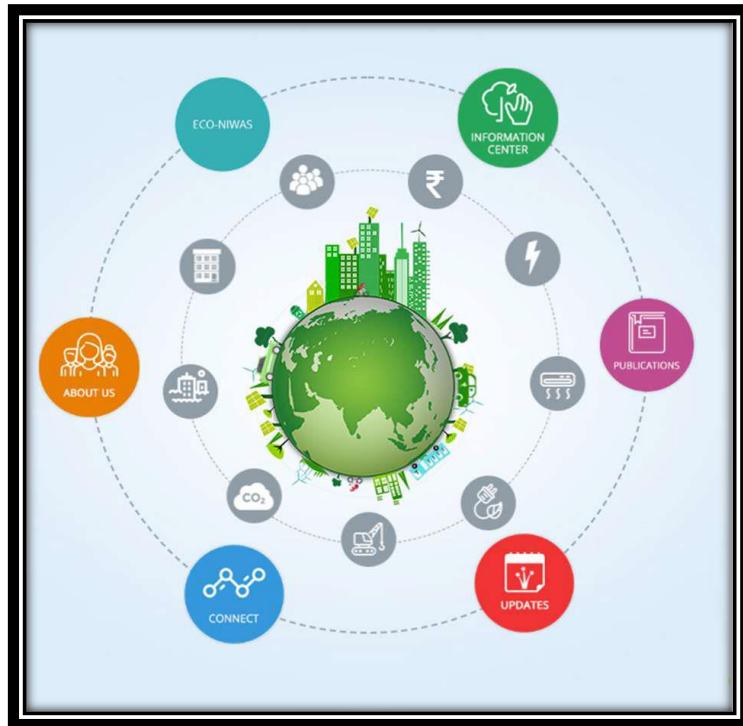
5 key features in consideration:

- 1. User friendliness
- 2. Responsiveness
- 3. Adaptability
- 4. Dynamism
- 5. Resourcefulness

Compliance for Both Prescriptive and Points Based Systems.

Categories included:

- 1. High rise
- 2. Low Rise
- 3. Affordable
- 4. Mixed Use





Ministry of Housing and Urban Affairs
Government of India



giz Deutsche Gesellschaft
für Internationale
Zusammenarbeit (GIZ) GmbH

Eco Niwas Samhita – Compliance Tool

Eco-Niwas Samhita Compliance Check Tool

Ministry of Power
Government of India

File Help

Demo Building TEST (Demo Building)

- Affordable High-Rise TEST (Affordable High-Rise)
- Low Rise TEST (Low Rise)
- High Rise TEST (High Rise)

Project Name: Demo Building State: Chandigarh

City: Chandigarh Climate: COMPOSITE

Latitude: >= 23.5° N

Project Construction Type: New Building Housing Category: High Rise

Plot Area (m²): 1500.0 Total no. of Residential Blocks: 5

Compliance Method Used: ☒ Points System ☐ Prescriptive System

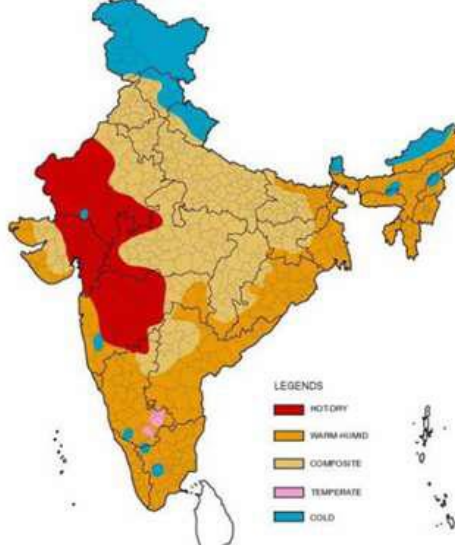
Add Category Project Relocate

S.No.	Housing Category	Plot Area (m ²)	Total Residential ...
1	Affordable High-Rise	10000	10
2	Low Rise	1000	1
3	High Rise	1500	5

Upload Siteplan

Climate zones of India

Composite Does not have a predominant season for more than six months



LEGENDS

- HOT DRY
- WARM HUMID
- COMPOSITE
- TEMPERATE
- COLD

Project Construction type for compliance check

ENS Code Purpose & Applicability

Project Construction Type

ENS Compliance Criteria

Plot Area

Housing Category

Total no. of Residential Blocks

Total No. of Block: 16



Eco Niwas Samhita – Compliance Tool

Project Name	Demo Building	State	New Delhi ▼
City	New Delhi ▼	Climate	COMPOSITE
Latitude	>= 23.5° N		
Project Construction Type	New Building ▼	Housing Category	Affordable ... ▼
Plot Area (m ²)	10000	Total no. of Residential Blocks	10
Compliance Method Used	<input checked="" type="radio"/> Points System	<input type="radio"/> Prescriptive System	

- Easy project definition.
- Provisions for point system as well as prescriptive system approach for compliance evaluation.



Ministry of Housing and Urban Affairs
Government of India



giz Deutsche Gesellschaft
für Internationale
Zusammenarbeit (GIZ) GmbH

Eco Niwas Samhita – Compliance Tool

[illegible]



Eco Niwas Samhita – Compliance Tool – Landing Page

ECO-NIWAS SAMHITA COMPLIANCE TOOL

Ministry of Power
Government of India

File Help

Demo Building TEST (Demo Building)

Affordable High-Rise TEST (Affordable High-Rise)

Site Level Information

b1

Envelope

Building Services

Indoor Electrical Use

Renewable Energy System

Low Rise TEST (Low Rise)

Site Level Information

b1k

Envelope

High Rise TEST (High Rise)

Site Level Information

b1HR

Envelope

Building Services

Indoor Electrical Use

Renewable Energy System

Upload Sample Data

Project Name: Demo Building

State: Chhattisgarh

City: Chhattisgarh

Climate: COMPOSITE

Latitude: >= 23.5° N

Project Construction Type: New Building

Housing Category: High Rise

Plot Area (m²): 1500.0

Total no. of Residential Blocks: 5

Compliance Method Used: ☒ Points System ☐ Prescriptive System

Tree View Navigation

Add Category Project Relocate

S No	Housing Category	Plot Area (m²)	Total Residential
1	Affordable High-Rise	1000.0	10
2	Low Rise	1000	1
3	High Rise	1500	5

Total No. of Block: 16

Help Section

ENS Compliance

HELP !

Climate zones of India

Project Construction type for compliance check

Orientation	Range (0° being north and 90° being east)
North	337.6° – 22.5°
North-east	22.6° – 67.5°
East	67.6° – 112.5°
South-east	112.6° – 157.5°
South	157.6° – 202.5°
South-west	202.6° – 247.5°
West	247.6° – 292.5°
North-west	292.6° – 337.5°

North

North West 337.5°

North East 22.5°

East 67.5°

South East 112.5°

South 157.5°

South West 202.5°

West 247.5°

Angle measurement is always done with North

ENS Code Purpose & Applicability

Project Construction Type

ENS Compliance Criteria

Plot Area

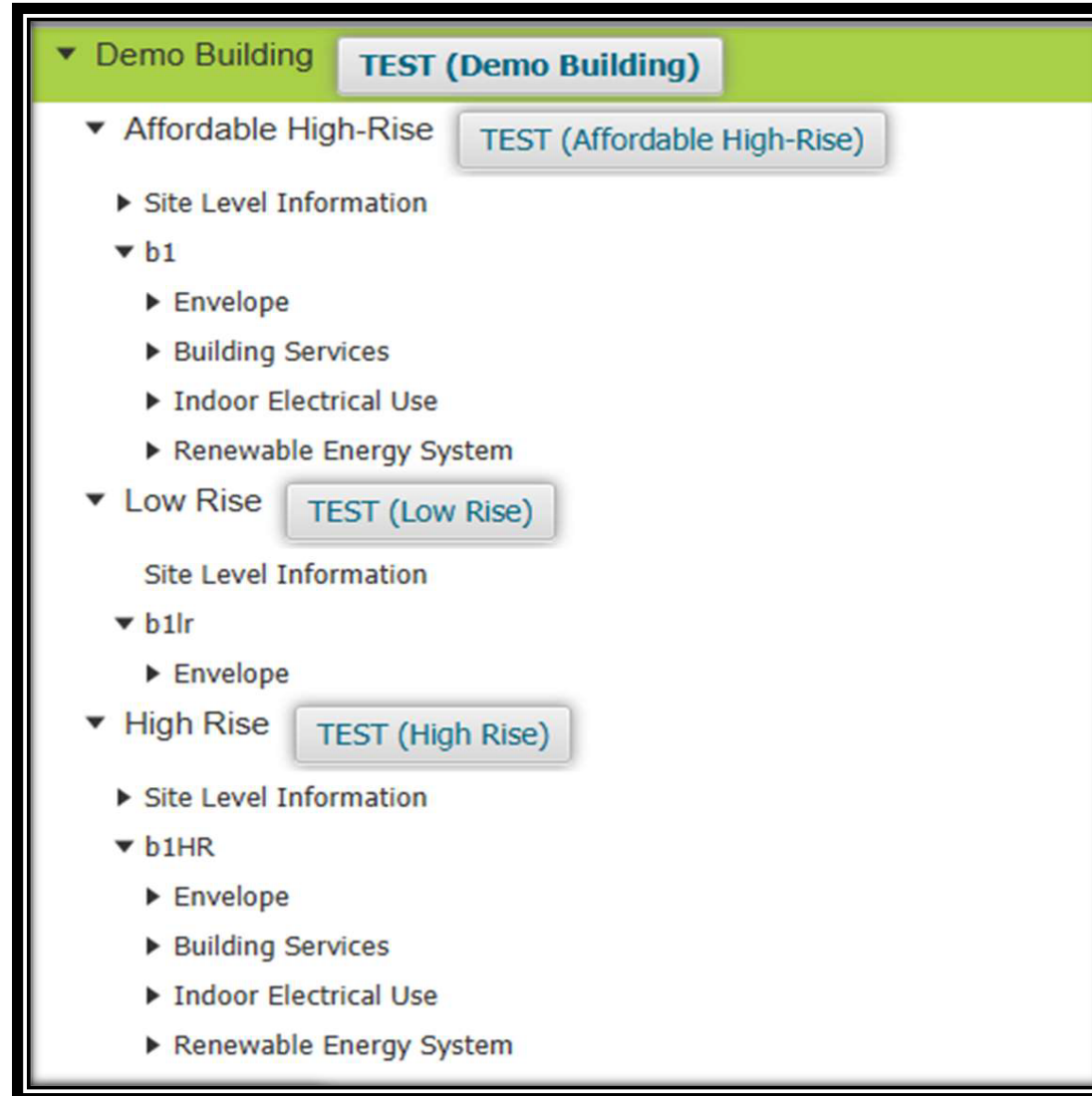
Housing Category

Total no. of Residential Blocks



Eco Niwas Samhita – Compliance Tool – Key Features

Easy to navigate tree-view structure





GLOBAL
HOUSING
TECHNOLOGY
CHALLENGE INDIA



Ministry of Housing and Urban Affairs
Government of India



giz Deutsche Gesellschaft
für Internationale
Zusammenarbeit (GIZ) GmbH

Eco Niwas Samhita – Compliance Tool – Key Features

Project relocation feature
for multiple domain use

Project Name	<input type="text" value="Demo Building"/>	State	<input type="text" value="New Delhi"/>
City	<input type="text" value="New Delhi"/>	Climate	<input type="text" value="COMPOSITE"/>
Latitude	<input type="text" value="≥ 23.5° N"/>		
Project Construction Type	<input type="text" value="New Building"/>	Housing Category	<input type="text" value="Affordable ..."/>
Plot Area (m ²)	<input type="text" value="10000"/>	Total no. of Residential Blocks	<input type="text" value="10"/>
Compliance Method Used	<input type="radio"/> Points System	<input type="radio"/> Prescriptive System	
		<input type="button" value="Add Category"/>	<input type="button" value="Project Relocate"/>



Eco Niwas Samhita – Compliance Tool – Key Features

Comprehensive help panel on each form for easy user referencing

▼ Demo Building **TEST (Demo Building)**

▼ Affordable High-Rise **TEST (Affordable High-Rise)**

▼ Site Level Information

- Basement Lighting
- Exterior Lighting
- Pumps
- Diesel Generator Set
- Power Factor
- Energy Monitoring
- EV Supply Equipment
- Transformer
- Power Distribution Loss
- Solar Photovoltaic System

▼ b1

- Envelope
- Building Services
- Indoor Electrical Use
- Renewable Energy System

► Low Rise **TEST (Low Rise)**

► High Rise **TEST (High Rise)**

HELP !

► Climate zones of India

▼ Project Construction type for compliance check

Orientation	Range (0° being north and 90° being east)
North	337.6° – 22.5°
North-east	22.6° – 67.5°
East	67.6° – 112.5°
South-east	112.6° – 157.5°
South	157.6° – 202.5°
South-west	202.6° – 247.5°
West	247.6° – 292.5°
North-west	292.6° – 337.5°

North

North West 337.5° 22.5° North East 67.5°

West 292.5° 112.5° East

South West 247.5° 157.5° South East

Angle measurement in clockwise direction from North

► ENS Code Purpose & Applicability

► Project Construction Type

► ENS Compliance Criteria

► Plot Area

► Housing Category

► Total no. of Residential Blocks

Segregated site level & block level inputs for ease in information flow



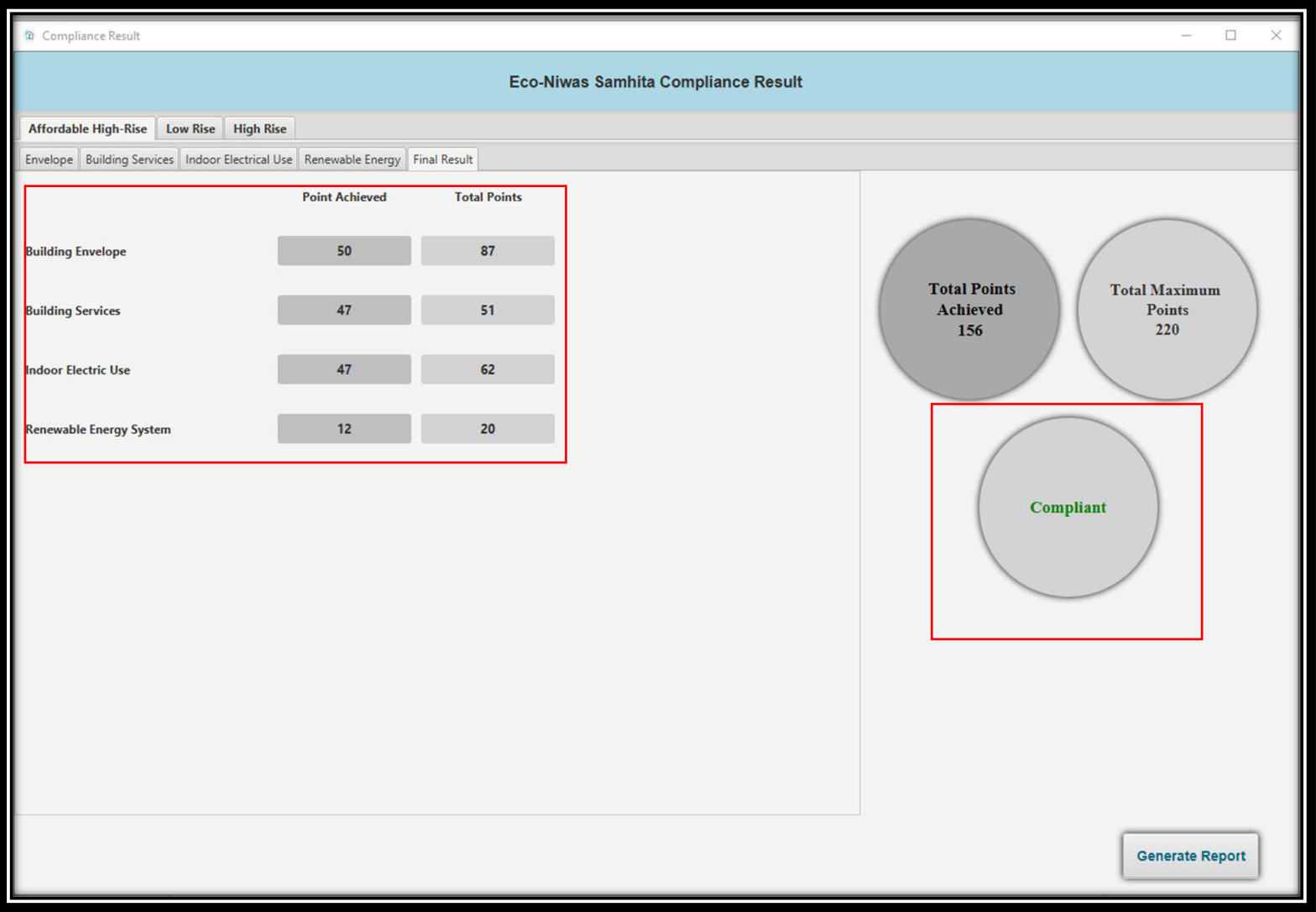
Eco Niwas Samhita – Compliance Tool – Key Features

[illegible]




Eco Niwas Samhita – Compliance Tool – Key Features

Consolidated result display for individual housing category at project level & housing category level including compliance status





Eco Niwas Samhita – Compliance Tool – Key Features



Eco-Niwas Samhita: Compliance Check Report

ECO-NIWAS SAMHITA (ENS) COMPLIANCE EVALUATION REPORT

Project Information

Project Name	Demo Building
State	Chandigarh
City	Chandigarh
Climate	COMPOSITE
Latitude	>= 23.5° N
Building Construction Type	New Building
Compliance Method Used	Point System

Housing Category Information

Housing Category	Plot Area(m ²)	Total No. of Residential Blocks	Total Basement Area(m ²)	Total Exterior Light Area(m ²)	Total Roof Area(m ²)
Affordable High-Rise	10000	10	1000.0	1000.0	1000.0
Low Rise	1000	1	1000.0	1000.0	1000.0
High Rise	1500	5	100.0	100.0	100.0

Eco-Niwas Samhita: Compliance Check Report

Consolidated Compliance Status of the Project:

S.No.	Housing Categories	Total Points	Maximum Points	Minimum Points	Compliance Status
1	Affordable High-Rise	156	220	70	Compliant
2	Low Rise	53	87	47	Compliant
3	High Rise	82	220	100	Non Compliant

Eco-Niwas Samhita: Compliance Check Report

1. Affordable High-Rise : Compliance Result

1.1. Building Envelope:

S.No.	Component	Mandatory Requirements	Calculated value	Points Achieved	Maximum Points
1	RET _V (W/m ² .K)	NA	14.59	44	80
2	U-Value Roof(W/m ² .K)	NA	0.53	6	7
3	WFRop	Achieved	32.0	NA	NA
4	VLT %	Achieved	60.0	NA	NA

1.2. Building Services:

S.No.	Component	Mandatory Requirements	Calculated value	Points Achieved	Maximum Points
1	Exterior Lighting	NA	--	3	3
2	Basement Lighting	NA	--	2	3
3	Corridor Lighting	NA	--	3	3
4	Lift	NA	--	22	22
5	Pump	NA	--	11	14
6	Diesel Generator Sets	Achieved	--	NA	NA
7	Power Factor Correction	Achieved	--	NA	NA
8	Energy Monitoring System	Achieved	--	NA	NA
9	Electric Vehicle Supply Equipment	Achieved	--	NA	NA
10	Transformer	NA	--	6	6
11	Power Distribution Loss	Achieved	--	NA	NA
12	Car Parking Basement Ventilation	Achieved	--	NA	NA

1.3. Indoor Electrical End Use:

S.No.	Component	Mandatory Requirements	Calculated value	Points Achieved	Maximum Points
1	Indoor Lighting	NA	--	12	12
2	Ceiling Fan	NA	--	7	9
3	Cooling Equipment	NA	--	28	41

1.4. Renewable Energy System:

S.No.	Component	Mandatory Requirements	Calculated value	Points Achieved	Maximum Points
1	Solar Hot Water Requirements	NA	--	7	10
2	Solar Photovoltaic System	NA	--	5	10

Provisions for PDF output reporting for each input and corresponding output

Lunch Break : 60 minutes





GLOBAL
HOUSING
TECHNOLOGY
CHALLENGE INDIA



प्रधान मंत्री
आवास योजना-शहरी
Pradhan Mantri Awas Yojana-Urban



Ministry of Housing and Urban Affairs
Government of India



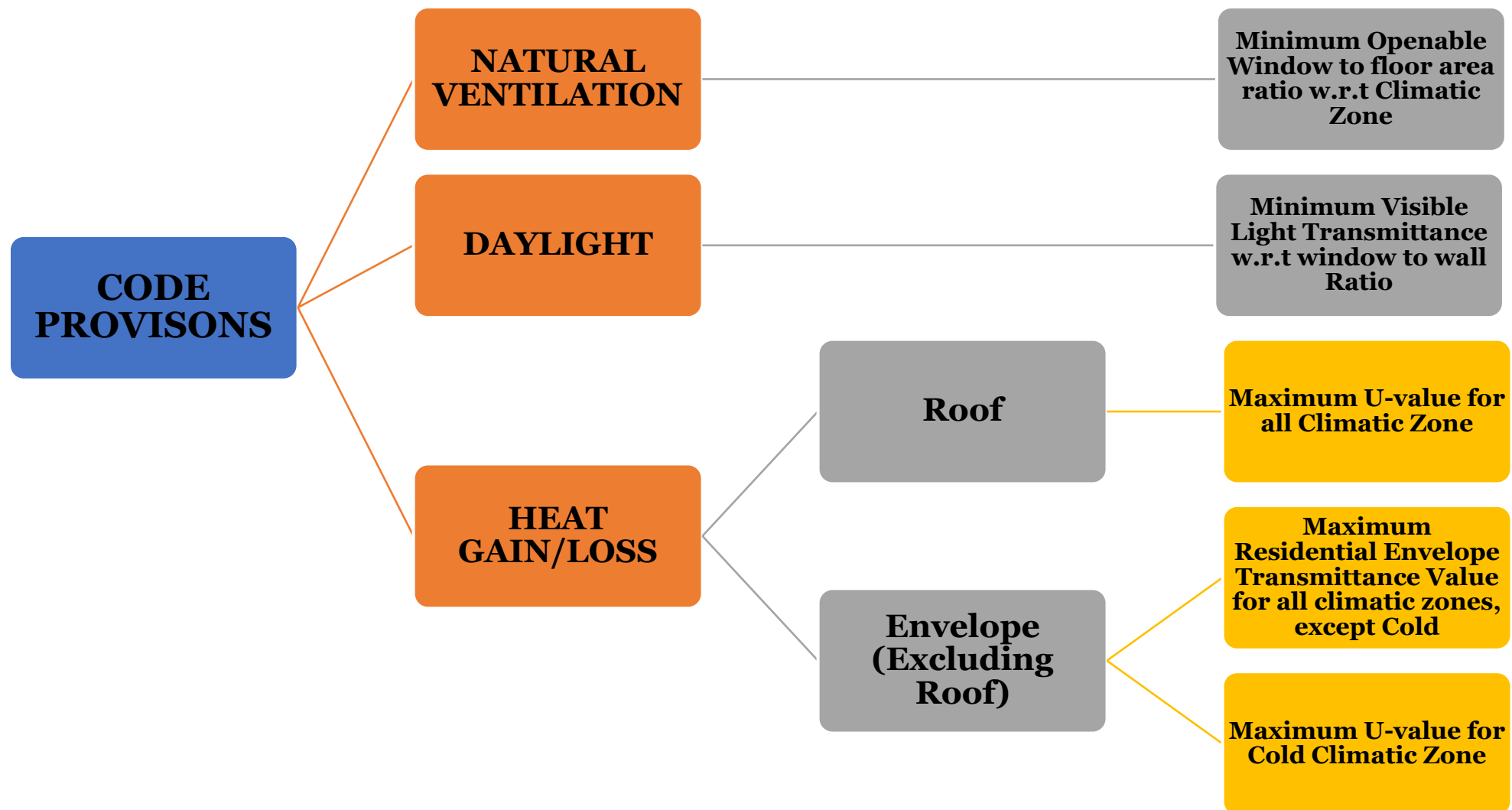
giz Deutsche Gesellschaft
für Internationale
Zusammenarbeit (GIZ) GmbH

Session 7

ECONIVAS SAMHITA 2018



Eco Niwas Samitha 2018 Part 1





GLOBAL
HOUSING
TECHNOLOGY
CHALLENGE INDIA



Ministry of Housing and Urban Affairs
Government of India



giz Deutsche Gesellschaft
für Internationale
Zusammenarbeit (GIZ) GmbH

Code Provisions by Eco Niwas Samitha

SR.NO.	CODE PROVISIONS
1	Openable Window to Floor Area Ratio
2	Visible Light Transmission
3	Thermal Transmittance of Roof
4	Residential Envelope Transmittance Value for Building Envelope (Except Roof) for four Climate Zones, namely, Composite Climate, Hot-Dry Climate, Warm-Humid Climate, and Temperature Climate
5	Thermal Transmittance of Building Envelop (Except Roof) for Cold Climate



Openable window to floor area ratio (WFR):

Openable window-to-floor area ratio (WFR) indicates the potential of using external air for ventilation. Ensuring minimum WFR helps in ventilation, improvement in thermal comfort, and reduction in cooling energy

The openable window-to-floor area ratio (WFR) shall not be less than the values given in Table. (Source Adapted from Bureau of Indian Standards (BIS). 2016. National Building Code of India 2016. New Delhi: BIS.)

Climatic Zone	Minimum WFR
Composite	12.50
Hot-Dry	10.00
Warm-Humid	16.66
Temperature	12.50
Cold	8.33



Openable window to floor area ratio (wfr):

EQUATION FOR WFR

$$WFR = \frac{A_{openable}}{A_{carpet}}$$

WFR

Openable Window to Floor Area Ratio

$A_{Openable}$

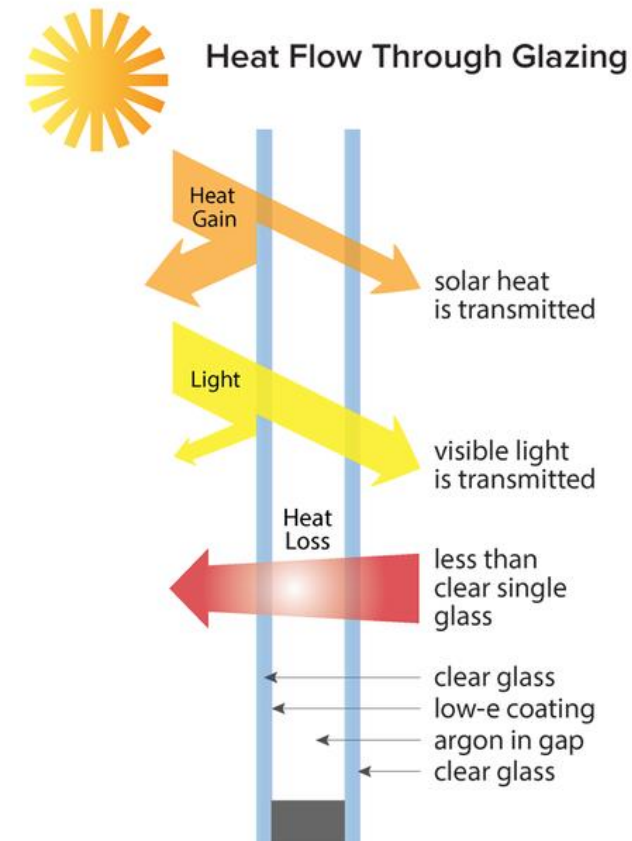
Openable area (m²); it includes the openable area of all windows and ventilators, opening directly to the external air, an open balcony, 'verandah', corridor or shaft; and the openable area of the doors opening directly into an open balcony. Exclusions: All doors opening into corridors. External doors on ground floor, for example, ground-floor entrance doors or back-yard doors.

A_{Carpet}

carpet area of dwelling units; it is the net usable floor area of a dwelling unit, excluding the area covered by the external walls, areas under services shafts, exclusive balcony or verandah area and exclusive open terrace area, but includes the area covered by the internal partition walls of the dwelling unit



VISIBLE LIGHT TRANSMITTANCE (VLT):



Visible light transmittance (VLT) of non-opaque building envelope components (transparent/translucent panels in windows, doors, ventilators, etc.), indicates the potential of using daylight. Ensuring minimum VLT helps in improving day lighting, thereby reducing the energy required for artificial lighting

EQUATION FOR VLT

$$WWR = \frac{A_{non_opaque}}{A_{envelope}}$$

The VLT requirement is applicable as per the window-to-wall ratio (WWR) of the building. WWR is the ratio of the area of non-opaque building envelope components of dwelling units to the envelope area (excluding roof) of dwelling units.



VISIBLE LIGHT TRANSMITTANCE (VLT):

MINIMUM VISIBLE LIGHT TRANSMITTANCE (VLT) REQUIREMENT:

The glass used in non-opaque building envelope components (transparent/translucent panels in windows, doors, etc.) shall comply with the requirements given in Table .(Source Bureau of Indian Standards (BIS). 2016. National Building Code of India 2016. New Delhi: BIS)

Window-to-wall Ratio (WWR)	Minimum VLT
0 - 0.30	0.27
0.31 - 0.40	0.20
0.41 - 0.50	0.16
0.51 - 0.60	0.13
0.61 - 0.70	0.11



THERMAL TRANSMITTANCE OF ROOF - U_{roof} :

Thermal transmittance (U_{roof}) characterizes the thermal performance of the roof of a building. Limiting the U_{roof} helps in reducing heat gains or losses from the roof, thereby improving the thermal comfort and reducing the energy required for cooling or heating.

**Thermal transmittance of roof
shall comply with the maximum
 U_{roof} value of 1.2 W/m² K.**



THERMAL TRANSMITTANCE OF ROOF - U_{roof} :

EQUATION FOR U_{roof} :

$$U_{\text{roof}} = \frac{1}{A_{\text{roof}}} \sum_{i=0}^n (U_i \times A_i)$$

U_{roof}

Thermal Transmittance of Roof (W/M².K)

A_{roof}

Total Area of the Roof (m²)

U_i

Thermal Transmittance values of different roof constructions
(W/m² .K)

A_i

Areas of different Roof Constructions (m²)



RESIDENTIAL ENVELOPE TRANSMITTANCE VALUE FOR BUILDING ENVELOPE (EXCEPT ROOF):

**RETV formula takes into account
the following:**

Residential envelope heat transmittance (RETV) is the net heat gain rate (over the cooling period) through the building envelope (excluding roof) of the dwelling units divided by the area of the building envelope (excluding roof) of the dwelling units. Its unit is W/m^2 .

Heat Conduction through opaque building envelope components (Wall, Opaque, panels in doors, windows, ventilators, etc.

Heat Conduction through non-opaque building, envelope components (transparent/translucent panels of windows, doors, ventilators, etc.)

Solar radiations through non-opaque building envelope components (transparent/translucent panel of windows , doors, ventilators, etc.)



RESIDENTIAL ENVELOPE TRANSMITTANCE VALUE FOR BUILDING ENVELOPE (EXCEPT ROOF):

Residential Envelope Transmittance Value (RETV) can be calculated by using the following formula:-

$$RETV = \frac{1}{A_{envelope}} \times \left[\begin{aligned} &\left\{ a \times \sum_{i=1}^n \left(A_{opaque_i} \times U_{opaque_i} \times \omega_i \right) \right\} \\ &+ \left\{ b \times \sum_{i=1}^n \left(A_{non-opaque_i} \times U_{non-opaque_i} \times \omega_i \right) \right\} \\ &+ \left\{ c \times \sum_{i=1}^n \left(A_{non-opaque_i} \times SHGC_{eq_i} \times \omega_i \right) \right\} \end{aligned} \right]$$

Wall Conductive Heat Gains

Window Conductive Heat Gain

Window Radiation Heat Gain

The RETV of the building envelope (except roof) for four climate zones, namely, Composite Climate, Hot-Dry Climate, Warm-Humid Climate, and Temperate Climate, shall comply with the maximum RETV of 15 W/m²



RESIDENTIAL ENVELOPE TRANSMITTANCE VALUE FOR BUILDING ENVELOPE (EXCEPT ROOF):

RETV EUQATIONS TERMS

A_{envelope}	envelope area (excluding roof) of dwelling units (m^2). It is the gross external wall area (includes the area of the walls and the openings such as windows and doors).
A_{opaque}	areas of different opaque building envelope components (m^2)
U_{opaque}	thermal transmittance values of different opaque building envelope components ($\text{W}/\text{m}^2 \cdot \text{K}$)
$A_{\text{non-opaque}}$	areas of different non-opaque building envelope components (m^2)
$U_{\text{non-opaque}}$	thermal transmittance values of different non-opaque building envelope components ($\text{W}/\text{m}^2 \cdot \text{K}$)
SHGC_{eq}	equivalent solar heat gain coefficient values of different non-opaque building envelope components
ω_I	orientation factor of respective opaque and non-opaque building envelope components; it is a measure of the amount of direct and diffused solar radiation that is received on the vertical surface in a specific orientation



RESIDENTIAL ENVELOPE TRANSMITTANCE VALUE FOR BUILDING ENVELOPE (EXCEPT ROOF):

The coefficients of RETV formula, for different climate zones, are given in Table

Climate Zone	a	b	c
Composite	6.06	1.85	68.99
Hot-Dry	6.06	1.85	68.99
Warm-Humid	5.15	1.31	65.21
Temperature	3.38	0.37	63.69
Cold	Not Applicable for RETV		



THERMAL TRANSMITTANCE OF BUILDING ENVELOPE:

$U_{\text{envelope,cold}}$ takes into account the following

Thermal transmittance $U_{\text{envelope,cold}}$ characterizes the thermal performance of the building envelope (except roof). Limiting the $U_{\text{envelope,cold}}$ helps in reducing heat losses from the building envelope, thereby improving the thermal comfort and reducing the energy required for heating

Heat Conduction through opaque building envelope components (Wall, Opaque, panels in doors, windows, ventilators, etc.

Heat Conduction through non-opaque building, envelope components (transparent/translucent panels of windows, doors, ventilators, etc.)



THERMAL TRANSMITTANCE OF BUILDING ENVELOPE:

The Thermal transmittance of the building envelope (except roof) for cold climate shall comply with the maximum of $1.8 \text{ W/m}^2 \cdot \text{K}$

EQUATION FOR $U_{\text{envelope,cold}}$:

$$U_{\text{envelope,cold}} = \frac{1}{A_{\text{envelope}}} \sum_{i=1}^n (U_i \times A_i)$$

$U_{\text{envelope,cold}}$ **thermal transmittance of building envelope (except roof) for cold climate ($\text{W/m}^2 \cdot \text{K}$)**

A_{envelope} envelope area (excluding roof) of dwelling units (m^2). It is the gross external wall area (includes the area of the walls and the openings such as windows and doors)

U_i thermal transmittance of different opaque and non-opaque building envelope components ($\text{W/m}^2 \cdot \text{K}$)

A_i area of different opaque and non-opaque opaque building envelope components (m^2)



GLOBAL
HOUSING
TECHNOLOGY
CHALLENGE INDIA



प्रधान मंत्री
आवास योजना-शहरी
Pradhan Mantri Awas Yojana-Urban



Ministry of Housing and Urban Affairs
Government of India



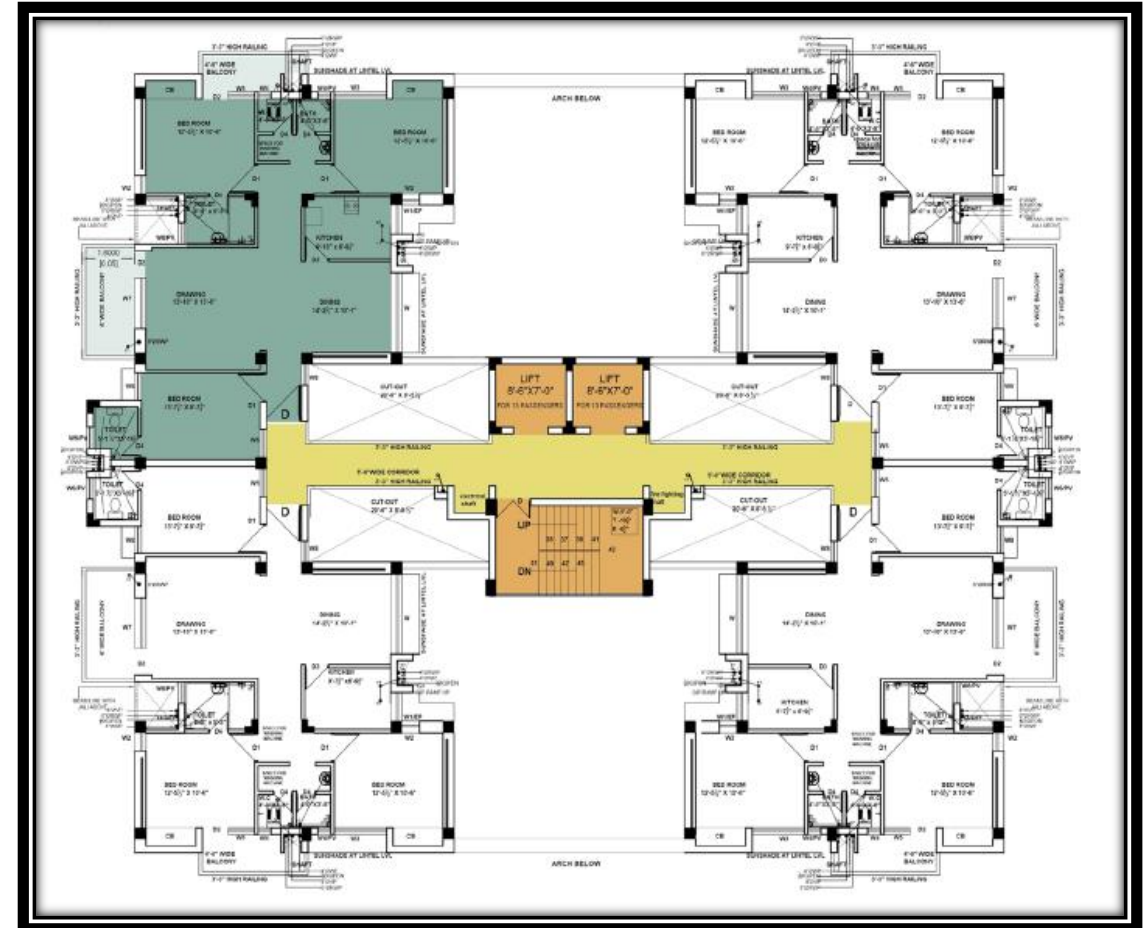
giz Deutsche Gesellschaft
für Internationale
Zusammenarbeit (GIZ) GmbH

CASE STUDY




Case Study Project Details

- Residential quarters built for the NABARD (*National Bank For Agriculture & Rural Development*) staff at Mohali.
- The climate type is composite and is similar to that of Chandigarh.
- No. of dwelling units in Block II (DU): 20 (all 2 BHK) Stilt + 5 storied**





Case I: 230 mm brick wall + Normal WWR + Single Clear Glazing + No Shading of Windows




230mm Normal
Brick wall with U
value – 2 w/m²k

	RETV Wall conduction	RETV Window conduction	RETV Window Radiation	RETV (TOTAL)
Case.1 <ul style="list-style-type: none">• Brick Wall• No Shading• Single clear glazing• WWR: ~14%	10.1	1.8	9.6	21.5


- **RETV: 21.5 W/m² higher than 15 W/m² (Non-compliant)**
- **Heat conduction through wall is high and high heat gain through windows with no shading**



Case II: Case I + Proper Shading of Windows




230mm Normal
Brick wall with U
value – 2 w/m²k



	RETV Wall conduction	RETV Window conduction	RETV Window Radiation	RETV (TOTAL)
Case.2 <ul style="list-style-type: none"> Brick Wall Shading with overhang & Fins Single clear glazing WWR: ~14% 	10.1	1.8	6.7	18.6

- RETV = 18.6 W/m²**
- Shading helps in reducing heat gain through windows**

Case III: Case II + Single Reflective Glass




230mm Normal
Brick wall with U
value – 2 W/m²K

	RETV Wall conduction	RETV Window conduction	RETV Window Radiation	RETV (TOTAL)
Case.3 <ul style="list-style-type: none"> Brick Wall Shading with overhang & Fins Single reflective glazing WWR: ~14% 	10.1	1.8	4.5	16.3

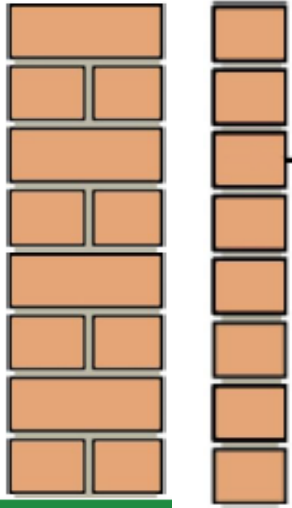
• **RETV = 16.3 W/m²**

• High Reflective Glass also helps in reducing heat gain through windows






Case IV: (Final Design Constructed) Brick cavity wall+ Shading+ Single reflective glass



230 mm + 40 mm cavity + 115 mm brick with U value – 1.1 w/m²k



	RETV Wall conductio n	RETV Window conduction	RETV Window Radiation	RETV (TOTAL)
Case.4 <ul style="list-style-type: none"> • Brick Cavity Wall • Shading with overhang & Fins • Single reflective glazing • WWR: ~14% 	6.6	1.8	4.5	12.8

• **RETV = 12.8 W/m²**


• **Cavity in Brick reduces the conduction heat gain**

Case V: Extra measure - AAC block wall + Shading of Windows+ Single reflective glass)



200 mm AAC block with U value – $0.7 \text{ W/m}^2\text{k}$

+



+



	RETV Wall conductio n	RETV Window conductio n	RETV Window Radiatio n	RETV (TOTAL)
Case.5 <ul style="list-style-type: none"> AAC Block Shading with overhang & Fins Single reflective glazing WWR: ~14% 	4.7	1.8	4.5	10.9

• **RETV = 10.9 W/m^2**

• AAC Walls further reduced thermal conduction from walls as compared to cavity brick wall



Key Envelope Parameters & it's impact on RETV

	RETV Wall conduction	RETV Window conduction	RETV Window Radiation	RETV (TOTAL)
Case.1 <ul style="list-style-type: none"> Brick Wall No Shading Single clear glazing WWR: ~14% 	10.1	1.8	9.6	21.5
Case.2 <ul style="list-style-type: none"> Brick Wall Shading with overhang & Fins Single clear glazing WWR: ~14% 	10.1	1.8	6.7	18.6
Case.3 <ul style="list-style-type: none"> Brick Wall Shading with overhang & Fins Single reflective glazing WWR: ~14% 	10.1	1.8	4.5	16.3



Key Envelope Parameters & it's impact on RETV

	RETV Wall conduction	RETV Window conduction	RETV Window Radiation	RETV (TOTAL)
Case.4 <ul style="list-style-type: none"> • Cavity Brick Wall • Shading with overhang & Fins • Single reflective glazing • WWR: ~14% 	6.6	1.8	4.5	12.8
Case.5 <ul style="list-style-type: none"> • AAC Block • Shading with overhang & Fins • Single reflective glazing • WWR: ~14% 	4.7	1.8	4.5	10.9



GLOBAL
HOUSING
TECHNOLOGY
CHALLENGE INDIA



प्रधान मंत्री
आवास योजना-शहरी
Pradhan Mantri Awas Yojana-Urban



Ministry of Housing and Urban Affairs
Government of India



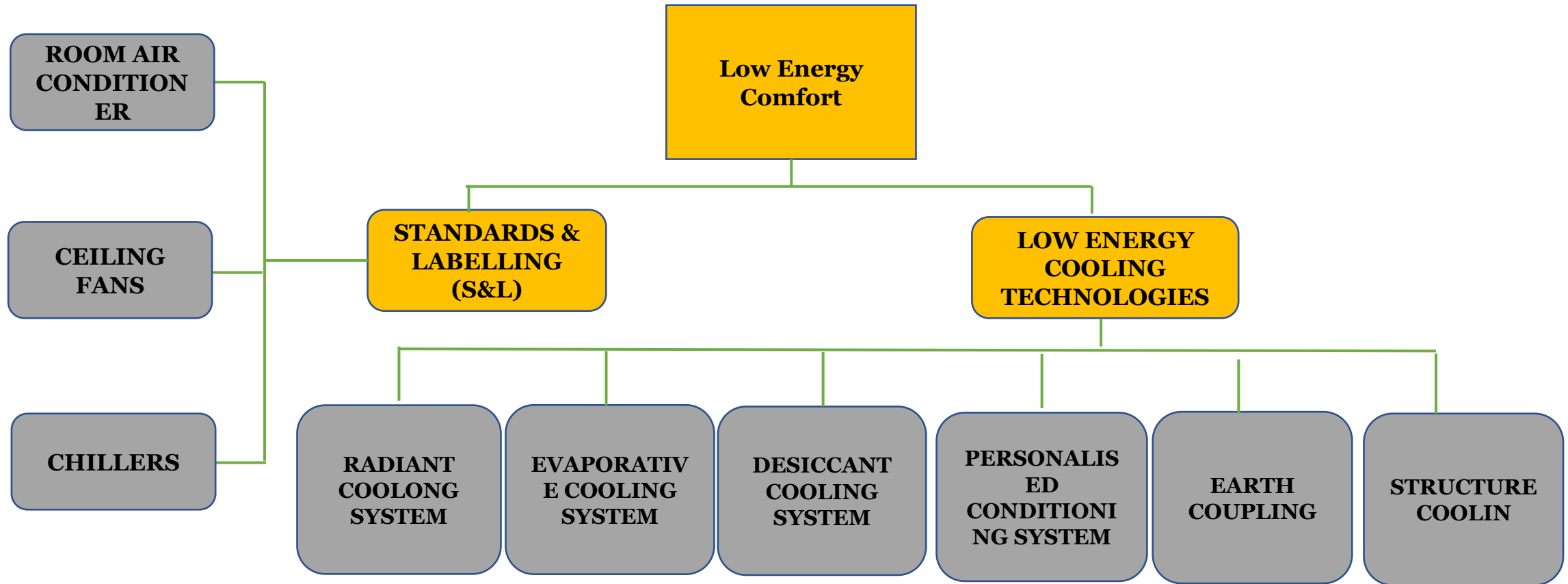
giz Deutsche Gesellschaft
für Internationale
Zusammenarbeit (GIZ) GmbH

Session 8

LOW ENERGY COMFORT SYSTEM



Low Energy Comfort System in Housing



Standards & Labeling (S&L)

S&L assists consumers in making educated decisions about appliance energy usage and promotes the market penetration of energy efficient appliances and equipment. BEE established the S&L program in 2006.

RACs are the only space cooling appliance under the mandatory labeling scheme. Ceiling fans and variable speed ACs are under the voluntary labeling scheme.

STANDARDS & LABELING (S&L)

**ROOM AIR
CONDITIONERS(RACs)**

CEILING FANS

CHILLERS




Standards & Labeling (S&L)

1 - ROOM AIR CONDITIONERS (RACs):

For variable capacity (inverter type) ACs, BEE established a new star grading technique called the Indian Seasonal Energy Efficiency Ratio (ISEER) in 2015.

This metric, which is based on the ISO-16358 standard with revisions to account for India's higher outdoor temperature ranges, will be used instead of the Energy Efficiency Ratio (EER).

ISEER takes into account the range of temperatures in Indian climate zones throughout the year to produce a more realistic estimate of cooling efficiency for the full year.





Standards & Labeling (S&L)

BEE star rating levels for inverter ACs effective from June 2015 through December 2019 (BEE, 2015)

STAR RATING	MINIMUM ISEER	MAXIMUM ISEER
1 – Star	3.10	3.29
2 – Star	3.30	3.49
3 – Star	3.50	3.99
4 – Star	4.00	4.49
5 – Star	4.50	-



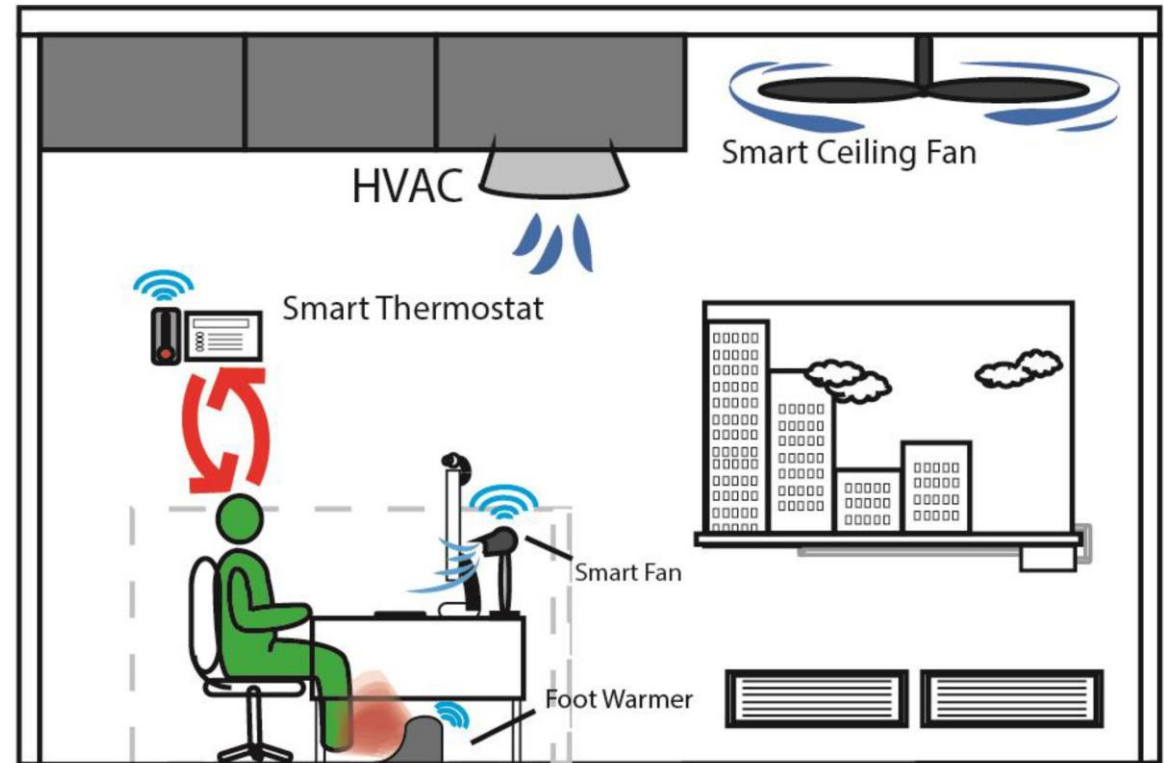
Standards & Labeling (S&L)

2 - CELING FANS:

Ceiling fans consumed 6% of the energy consumed by residential buildings in 2000, and are predicted to consume 9% by 2020 due to an increase in the number of ceiling fans installed.

Fan effectiveness, rather than efficiency, is a phrase used to describe the volume of air provided per minute per unit of power (m^3 /minute/W) delivered by a ceiling fan.

Both the BIS and the BEE give ratings to fans.



Standards & Labeling (S&L)

3 - CHILLERS:

ECBC (version 2) sets minimum chiller performance efficiency based on Air-conditioning, Heating, and Refrigeration Institute (AHRI) standards that provide test circumstances more reflective of climate in the United States and Europe.

Recognizing the significance of the chiller standard, the ISHRAE has undertaken the responsibility of designing chiller test conditions. The standard, created collaboratively by ISHRAE and the RAMA, establishes a new set of rating and performance testing parameters (temperature, part load weightages, and fouling conditions) for both air and water cooled chillers.

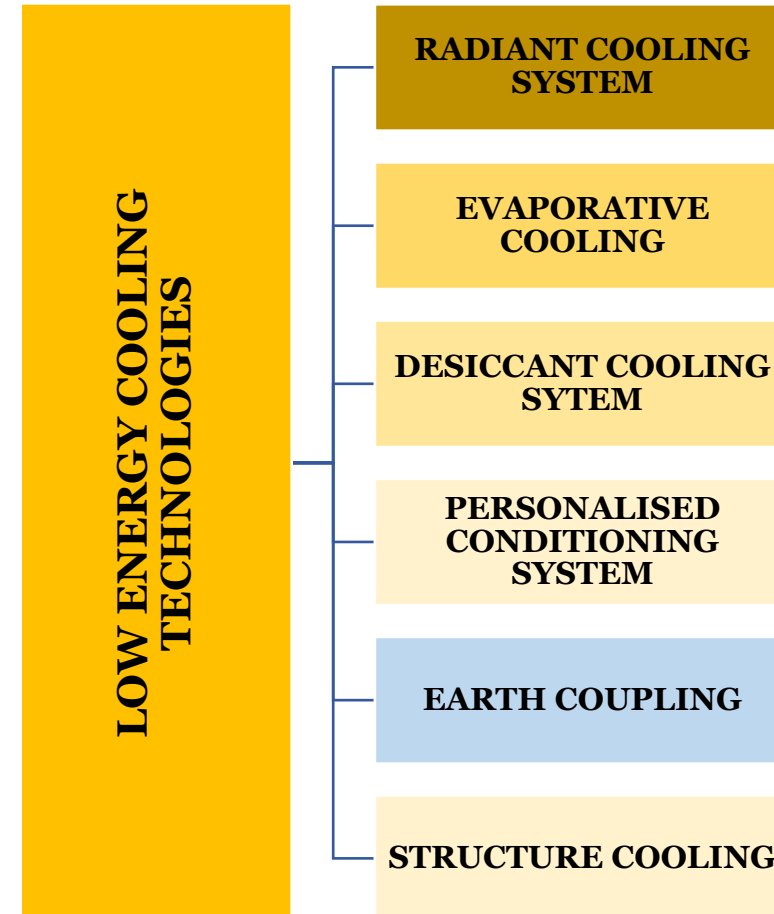
ISHRAE has also created a standard for evaluating and testing variable refrigerant flow (VRF) systems.





Low Energy Cooling Technologies

These are energy-efficient cooling systems that are not commonly used. These can be utilized as stand-alone cooling systems or in conjunction with traditional air conditioning systems.





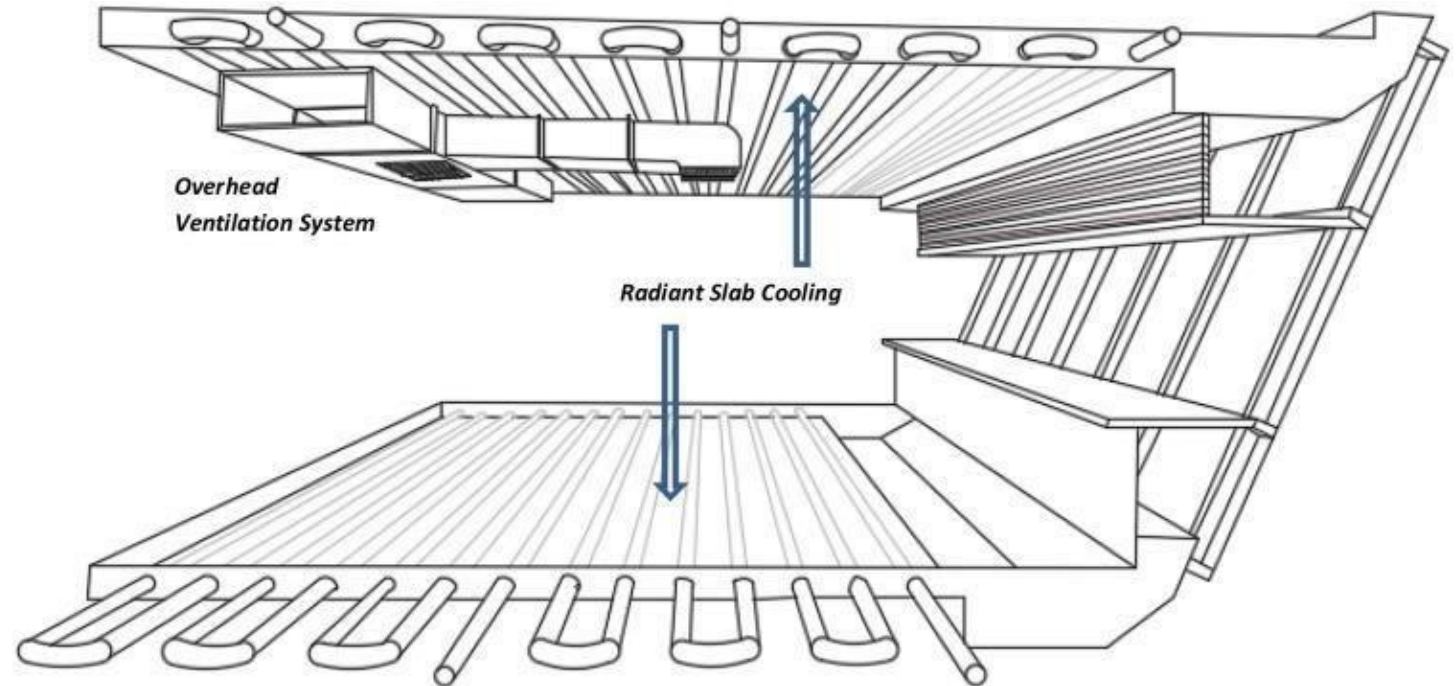
Low Energy Cooling Technologies

1 - RADIANT COOLING SYSTEM:

Radiant cooling makes use of actively cooled surfaces to enhance thermal comfort by transferring heat from the human body to the cooled surface via radioactive heat transfer.

Radiant-based HVAC systems absorb heat from the room, which is then removed by chilled water flowing through pipes installed in the floors, walls, or ceilings, or through externally fixed wall and ceiling panels.

The technique makes advantage of water's far higher thermal capacity than air.





Low Energy Cooling Technologies

2 - EVAPORATIVE COOLING:

The evaporative cooling technology is based on heat and mass transfer between air and cooling water

DIRECT EVAPORATIVE COOLING

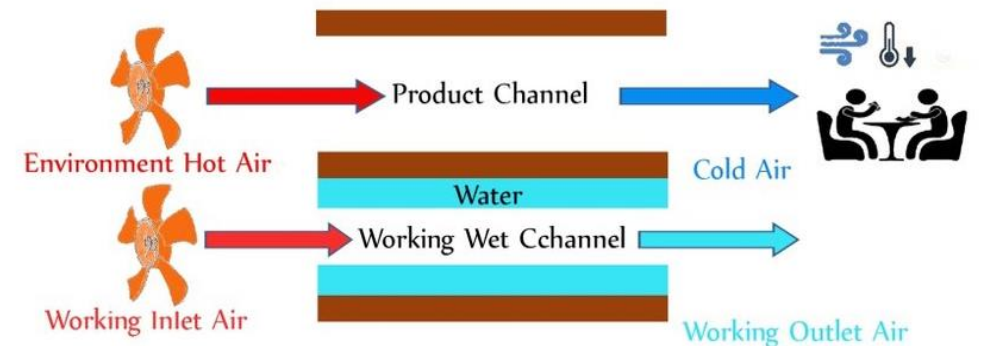
It is based on mechanical and thermal contact between air and water

INDIRECT EVAPORATIVE COOLING

It is based on heat and mass transfer between two streams of air, separated by a heat transfer surface with a dry side where only air is cooling and a wet side where both air and water are cooling



The Direct Evaporative Cooling System



The Indirect Evaporative Cooling System



Low Energy Cooling Technologies

3 - DESICCANT COOLING SYSTEM:

A desiccant is a substance, either liquid or solid, which absorbs water molecules from the air and dehumidifies it.

DESICCANT COOLING SYSTEM

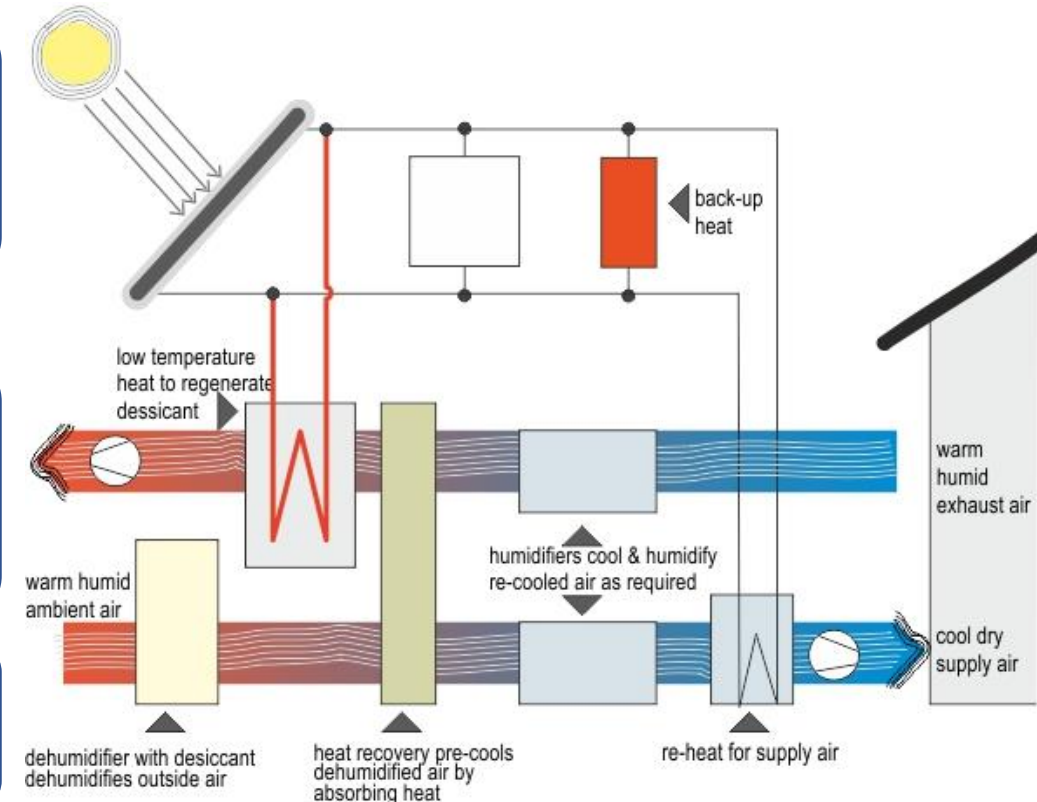
SOLID DESICCANT SYSTEM

solid desiccant system where silica gel is used for a rotating bed of the wheel within the system

LIQUID DESICCANT SYSTEM

liquid desiccant system which consists of a contact surface, either a cooling coil or tower, wetted with liquid desiccant

The desiccant system also improves the quality of indoor air. Integration with traditional HVAC systems to remove latent heat can reduce cooling and heating energy usage by up to 30% and 5%, respectively.





Low Energy Cooling Technologies

PERSONALISED CONDITIONING SYSTEM

- A customized air-conditioning system at the office produces a microclimatic zone around a single occupant, ensuring that energy is only used where it is required.
- Because of its excellent localized energy utilization, this technology serves to improve thermal comfort for occupants while also reducing energy consumption.

EARTH COUPLING

- Due to the great thermal inertia of soil, the Earth maintains a relatively constant temperature just a few meters below the surface, which is less than the outside temperature in summer and higher in winter.
- By pumping or exchanging heat with the earth, geothermal technologies such as the Earth Air Tunnel Heat Exchanger (EATHE) and Ground Source Heat Pump (GSHP) utilize the earth's temperature stabilizing property to deliver central heating or cooling to a structure.



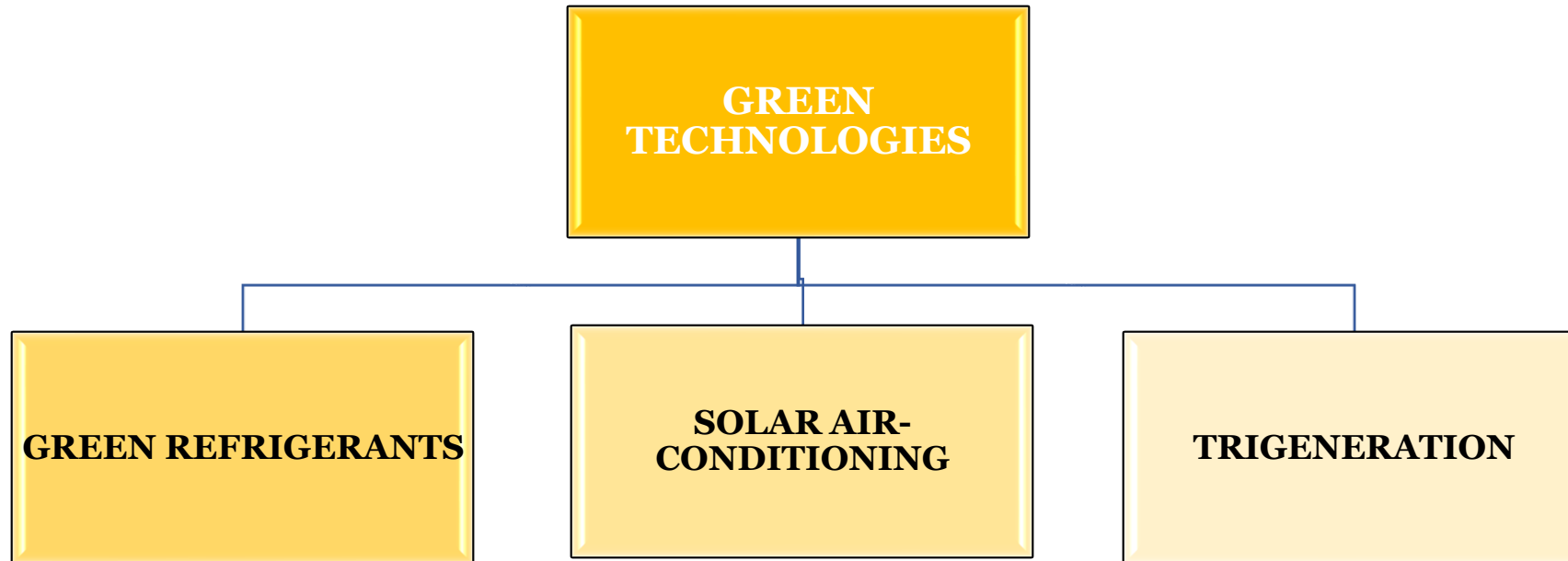
Low Energy Cooling Technologies

STRUCTURE COOLING

- By removing heat from the structure, structure cooling tries to lower the mean radiant temperature. This is accomplished by circulating water at room temperature through pipes implanted in slabs to drain heat from the building and prevent it from overheating. The larger thermal mass of water slows the transport of heat from the environment to the structure's innards.
- The heated water runs to the radiator, where it gives away the heat obtained and returns to the tank for recirculation, while the circulated water drains heat from the structure. Because it is a closed loop system, there is only one water requirement. There is no need to cold the water or use refrigerants; just the pump consumes energy.

Green Technologies

Green technology, such as RACs with green refrigerants, solar air-conditioning, and trigeneration, will have a significant influence on the environment if used wherever practical. India's energy security and contribution to minimizing climate change Changes in the climate.





Green Technologies

1 - GREEN REFRIGERANTS:

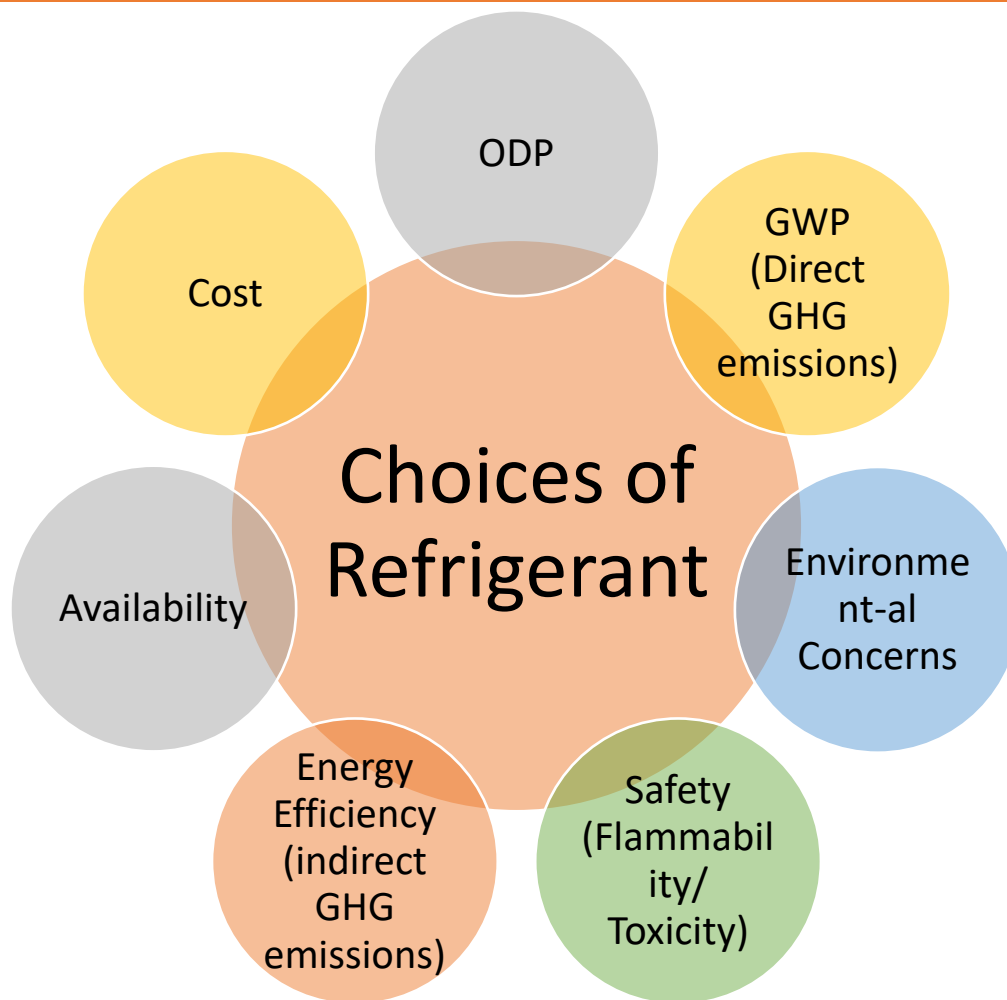
A green refrigerant would have the benefits of natural refrigerants and be energy efficient

Natural refrigerants have numerous advantages, including 0% ODP, a low GWP, participation in natural biogeochemical cycles, and the absence of permanent chemicals in the atmosphere, water, or biosphere. Carbon dioxide, ammonia, and hydrocarbons like propane, propene, and isobutene are among them. Natural refrigerants, like as isobutene in residential freezers and ammonia in big cooling systems, are commonly employed in various RAC applications.

One of the most significant issues with hydrocarbon-based natural refrigerants is the flammability, which can be mitigated by steps such as the use of appropriate materials, the selection of safe components, and operator training. CO₂, a natural refrigerant, is inefficient in terms of energy use. When choosing a refrigerant, keep these considerations in mind. (2017, Green-cooling-initiative.org)



Green Technologies



A good refrigerant should be non-flammable, non-toxic, and odorless, with a very low GWP and no risk for ozone depletion.

Many next-generation refrigeration options are non-flammable and have an ultra-low GWP, making them suited for chiller applications with bigger refrigerant charge sizes, or non-flammable refrigerant mixes with a moderate GWP of less than 750.

The quickest way to accomplish environmental goals is to use non-flammable, low-GWP refrigerants in high-performance products.

Green Technologies

TYPES OF REFRIGERANTS AND THEIR GWP (ASSIMILATED FROM AEEE's SECONDARY RESEARCH)

REFRIGERANT	GWP	ENERGY EFFICIENCY	COMPANIES	MARKET STATUS	COST
HCFC-22	High (1800)	High	All Phasing Out	GHG, scheduled for phase out under Montreal protocol	High
HFC-410a	High (1923)	Low	LG, Samsung, GE, Carrier	GHG, Ozone Safe	High
HFC-32	Medium (675)	High	Daikin, Fujitsu, Hitachi, Mitsubishi, Panasonic, Toshiba	Ozone Safe, Mildly flammable	Low
HC-290	Very Low (<5)	High	Godrej	Low GWP, best available for ozone safe in small room AC, highly flammable	Low
HFC BLENDS (DR7, L41, L20)	Medium (300-450)	Medium	DuPont, Honeywell	Low GWP, Low Flammable	Medium
HFOs	Very Low (<4)	Very High	In Research Phase	Environmental friendliness, cost-effectiveness	Low



Green Technologies

2 - SOLAR AIR-CONDITIONING:

Solar air-conditioning refers to any air-conditioning system that uses solar power

The vapor absorption method is used to provide cooling in thermally operated chillers. Instead of employing compressors, desorption is used to enhance the refrigerant's vapor pressure and temperature. Chilled water is produced by thermally driven chillers, which is subsequently utilized to cool hot or warm areas of a building.

Solar absorption chillers have very cheap operating and maintenance expenses, and they use very little electricity. Solar air-conditioning has a current market potential of over 0.7 million TR and is growing at a pace of around 17% per year.

**SOLAR AIR-CONDITIONING CAN
BE DONE THROUGH**

PASSIVE SOLAR

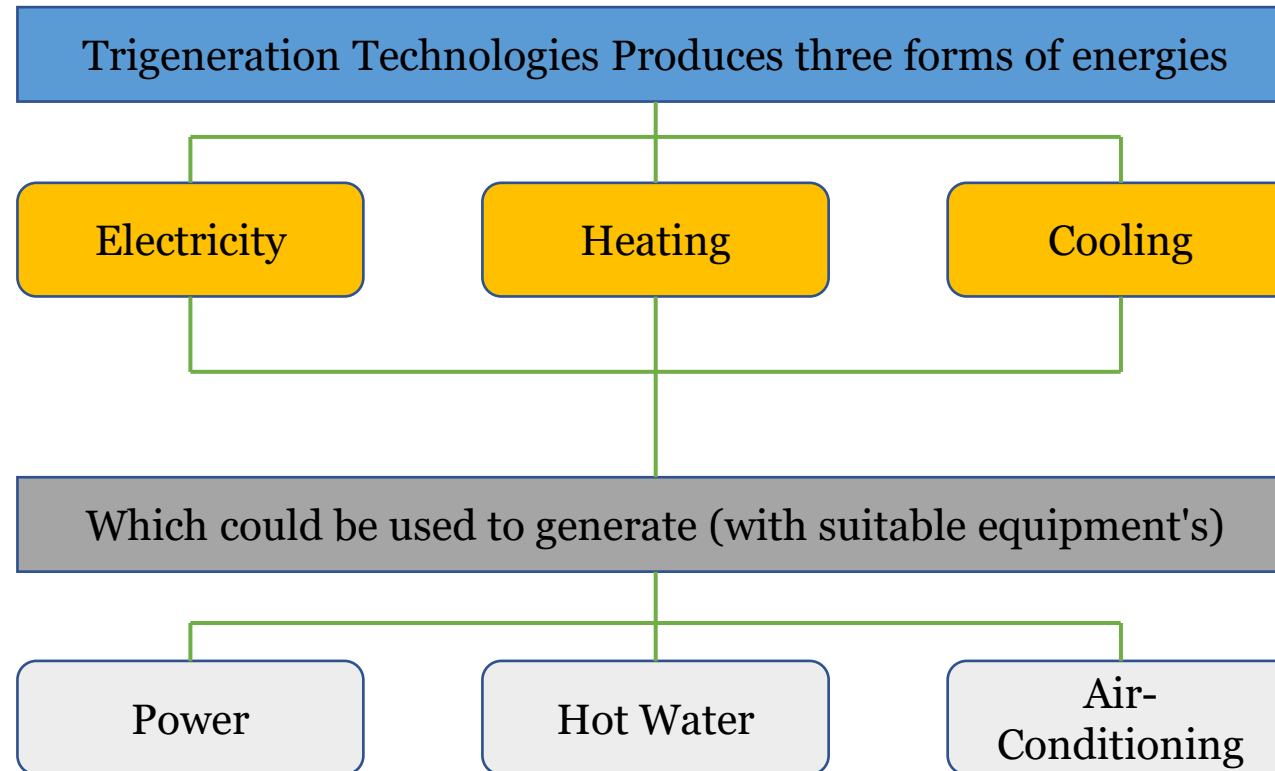
SOLAR THERMAL
ENERGY CONVERSION

PHOTOVOLTAIC
CONVERSION



Green Technologies

3 -TRIGENERATION:



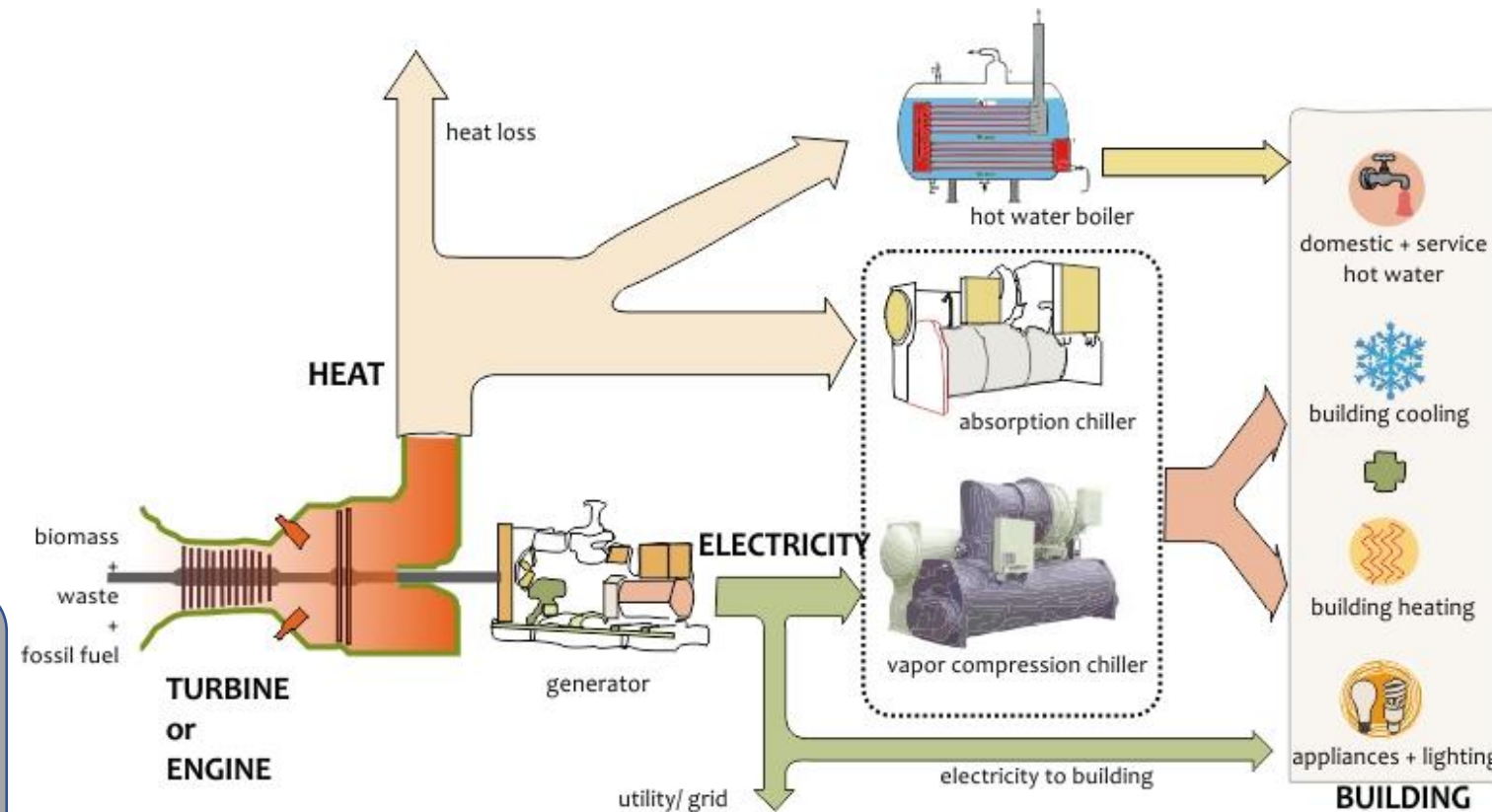


Green Technologies

Absorption chillers can employ heat absorbed from waste burning, power generation with generators, or heat generated by solar panels to generate chilled water.

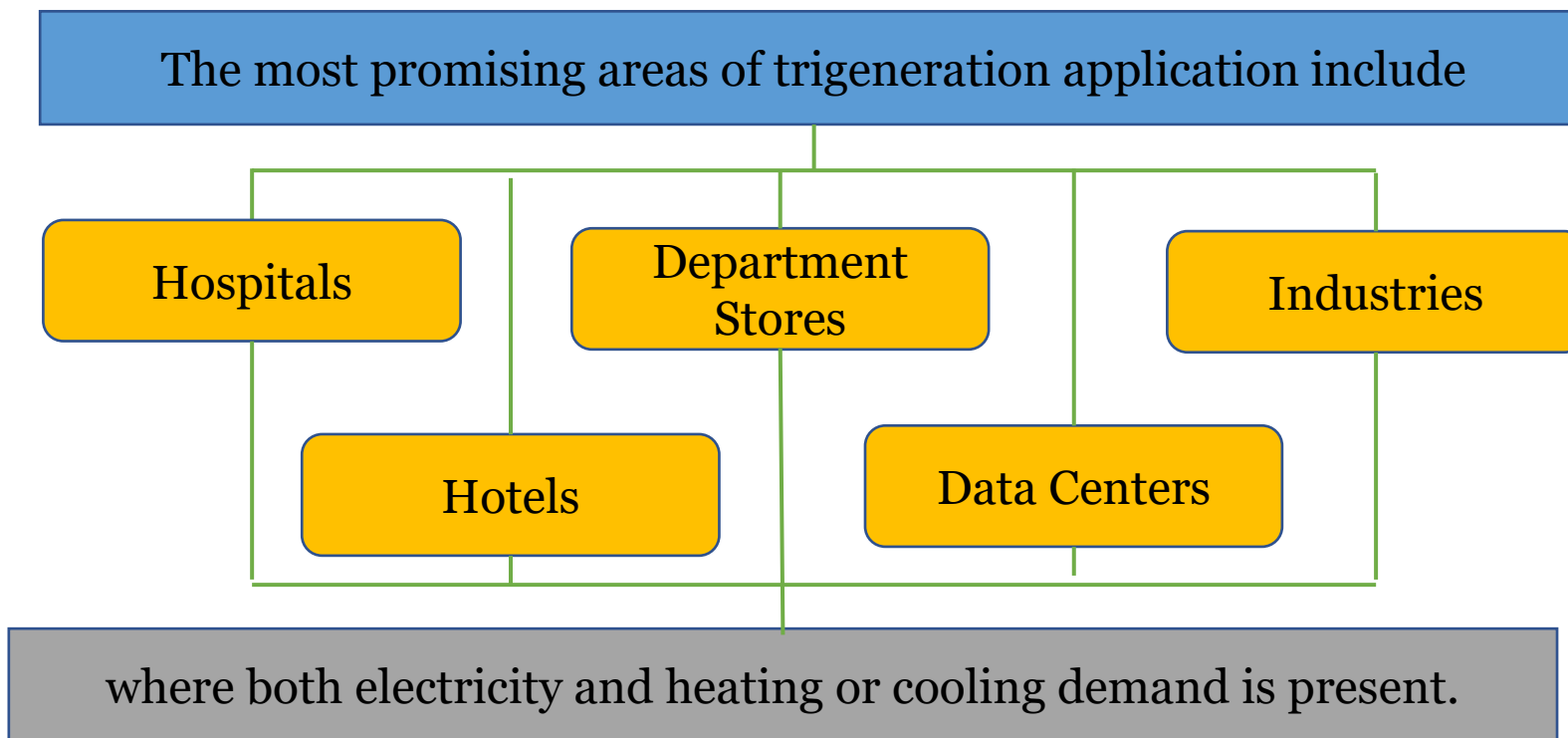
By utilizing a waste heat recovery system at the end user site, trigeneration systems can achieve great efficiency with no transmission losses.

If they can sell to the grid, they could potentially help India meet peak power demand and avoid harmful power outages.





Green Technologies



Tea Break : 15 minutes





GLOBAL
HOUSING
TECHNOLOGY
CHALLENGE INDIA



Ministry of Housing and Urban Affairs
Government of India



giz Deutsche Gesellschaft
für Internationale
Zusammenarbeit (GIZ) GmbH

RESIDENTIAL STAR LABEL



Objectives of Star Labelling

Informing the user

Helping consumer make a informed decision while buying/leasing through the provision of direct, reliable and costless information

Assistance for Energy Efficiency

- Assist the home owner & building industry to identify the extent to which a new or existing house has the potential through design & construction to be of high efficiency via the design tool developed for the program

Market Transformation

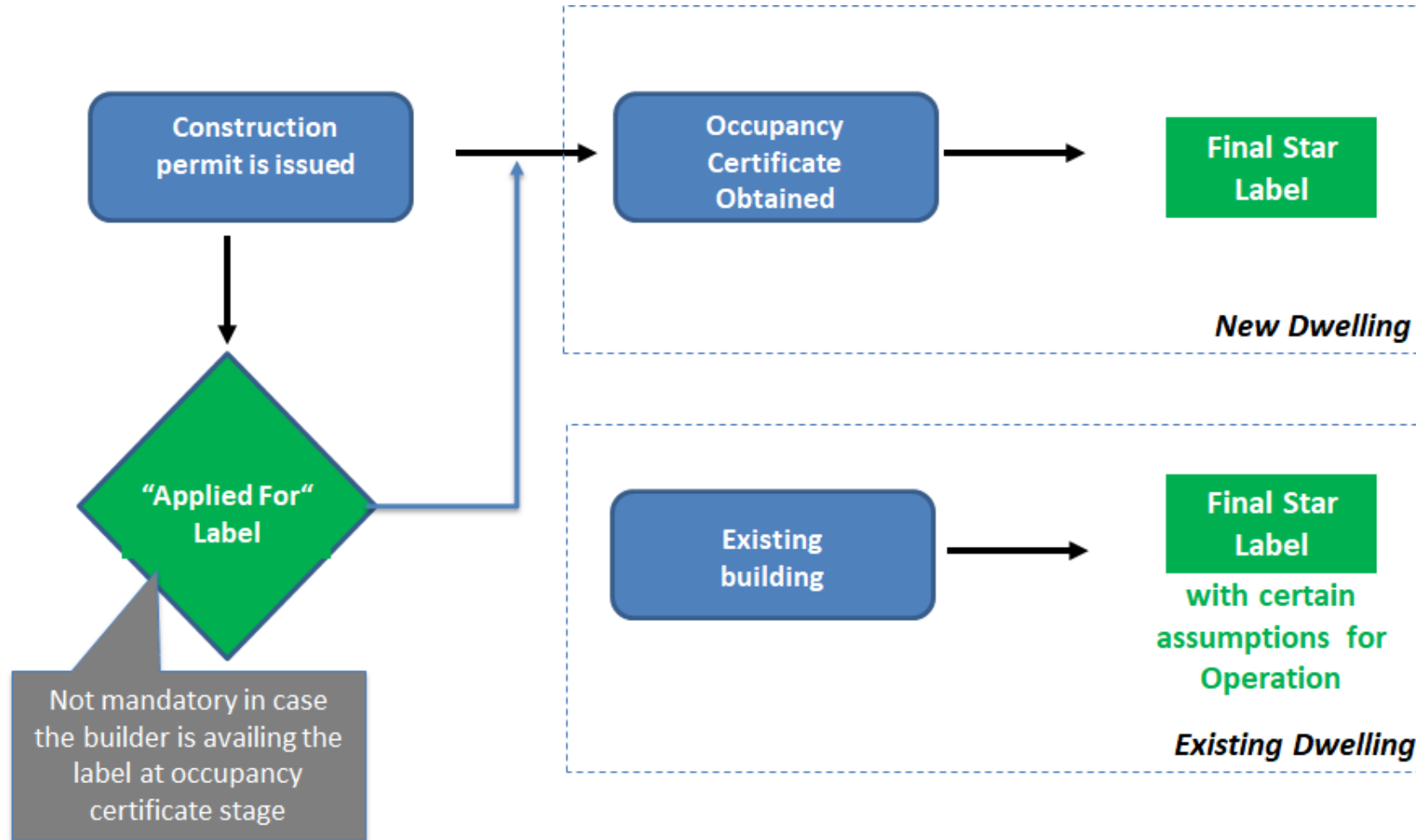
Help transform the market by creating demand for energy efficient construction material and appliances and continue the process by scheduled revisions of labelling standards

Making Energy Efficient Homes

Make energy efficient homes to tackle the problem of growing power consumption in the sector which is projected to rise from 250 BU in 2018-19 to 700~ BU in 2030



Classification of labelling stages



Application processing stage

Label generation	New Dwelling stages			Existing Dwelling
	Developer	Developer	Owner	Owner
	"Applied For" Label	Final Star Label	Final Star Label	Final Star Label
Approval letter for the Label	Yes	Yes	Yes	Yes
Dwelling Passport (soft copy)	NA	Yes	Yes	Yes
Dwelling Name Plaque	NA	Yes	Yes	Yes



Star Rating Criteria & Calculation

Star Rating awarded in the basis on EPI (**Energy Performance Index**)

Energy Performance Index = Annual Energy Consumption (**kWh**)/Built up area (**m²**)

EPI Calculation = EPI for air conditioned spaces (~20% area) with 24 °C as set point (**E1**) with Air conditioner switched ON during occupied hours + EPI for other spaces (~80%) with natural ventilation (**E2**) set points defined by IMAC.
And EPI for other appliances: **E3**

E1 & E2 includes following systems: Building envelope characteristics, Lighting system, and comfort system (AC)

E3 includes appliances such as: Microwave oven, Grinder, , Refrigerators, TV, Water Pump, Washing Machine, etc.



GLOBAL
HOUSING
TECHNOLOGY
CHALLENGE INDIA



Ministry of Housing and Urban Affairs
Government of India



giz Deutsche Gesellschaft
für Internationale
Zusammenarbeit (GIZ) GmbH

Passport



The plaque will be provided to the applicant (developer / owner) of the respective residential dwelling upon approval of 'Final' label. The developer or owner would be required to submit request to BEE for the plaque.



**GLOBAL
HOUSING
TECHNOLOGY
CHALLENGE INDIA**

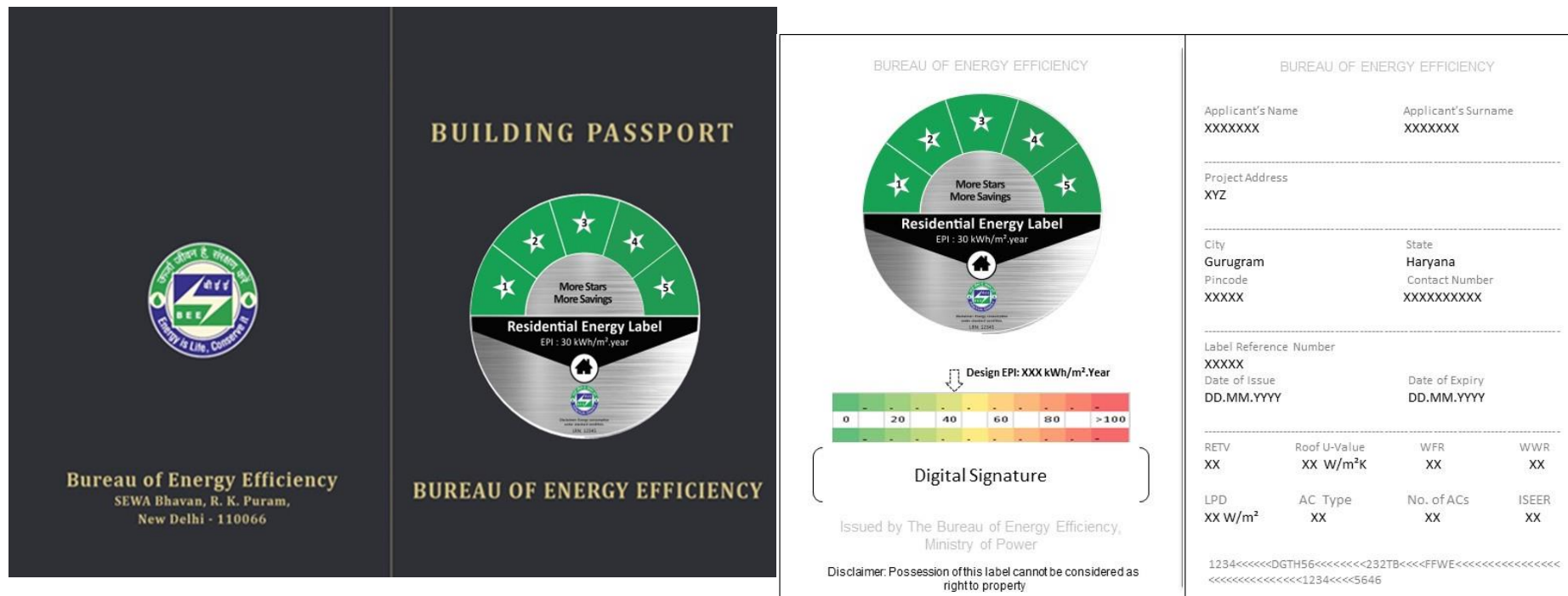


Ministry of Housing and Urban Affairs
Government of India



giz Deutsche Gesellschaft
für Internationale
Zusammenarbeit (GIZ) GmbH

Passport



Upon approval from BEE, a building passport will be generated based on the details provided by label applicant.

The e-passport will be auto-emailed to the applicant

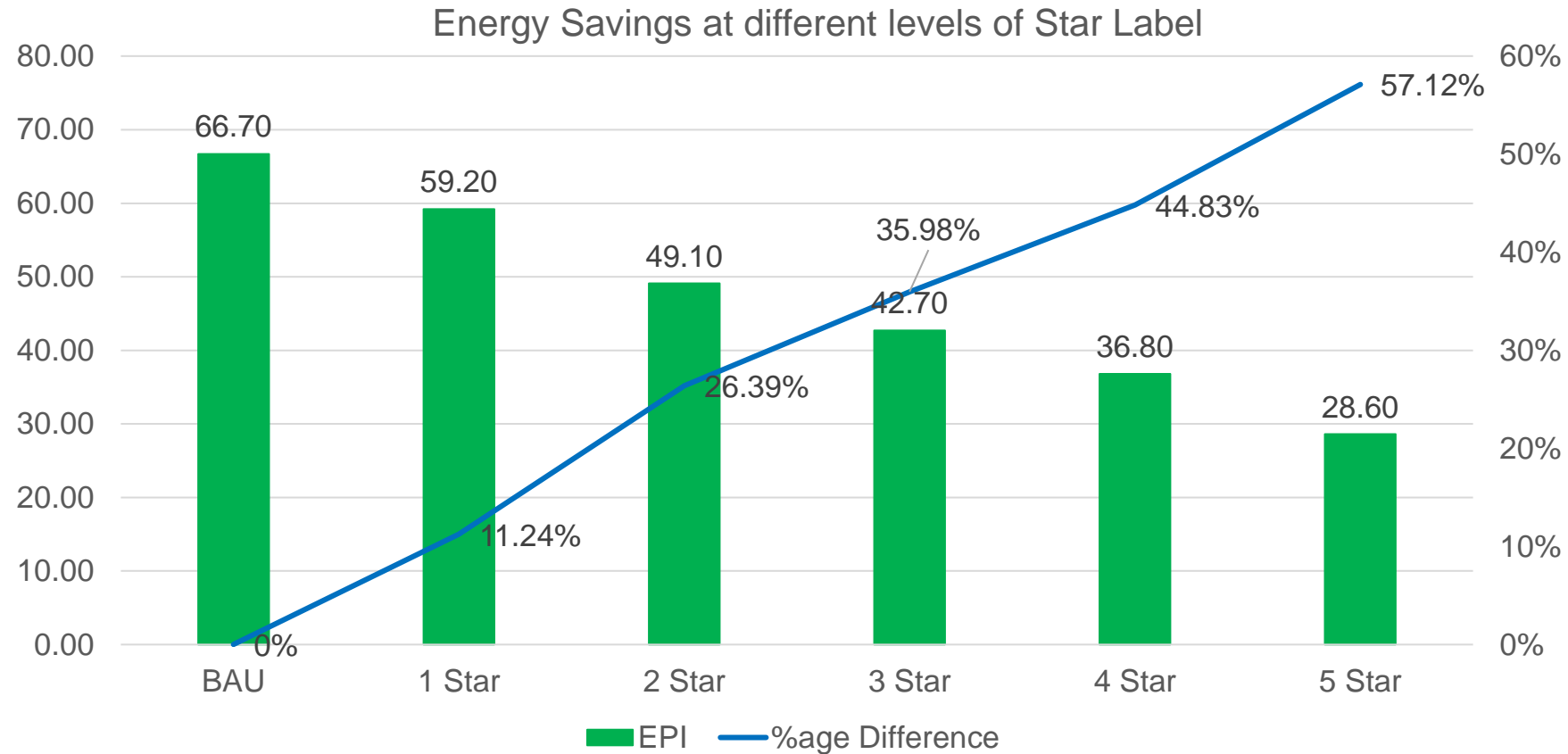


Indicative measures to achieve different star labels

Inputs	1 star	2 star	3 star	4 star	5 star
Wall U-Value (W/m ² . K)	2.34 W/m².K (230mm Burnt Clay Brick)	1.78 W/m².K (230mm Flyash Brick + Plaster)	1.55 W/m².K (112.5mm Brick Wall + 50mm Air Gap + 112.5mm Brick Wall)	0.8 W/m².K (200mm AAC Block)	0.88 W/m².K (230mm Brick Wall + 25mm Insulation)
Glass U-Value (W/m ² . K)	5.8 W/m².K (Single Glazed Unit 6mm)	5.8 W/m².K (Single Glazed Unit 6mm)	1.76 W/m².K (6mm LowE Glass + 13mm Air + 6mm Clear Glass)	1.76 W/m².K (6mm LowE Glass + 13mm Air + 6mm Clear Glass)	1.34 W/m².K (6mm LowE Glass + 13mm Air + 6mm Clear Glass)
SHGC	0.82	0.82	0.57	0.57	0.57
Roof U-Value (W/m ² . K)	1.76 W/m².K (100mm RCC + 40mm Foam Concrete + 15mm Inner Plaster)	1.76 W/m².K (100mm RCC + 40mm Foam Concrete + 15mm Inner Plaster)	1.76 W/m².K (100mm RCC + 40mm Foam Concrete + 15mm Inner Plaster)	1.02 W/m².K (150mm RCC + 25mm Insulation XPS + Brick Tile + 15mm inner plaster)	0.7 W/m².K (150mm RCC + 40mm Expanded polystyrene + 15mm inner plaster)
AC ISEER	3.1	3.5	3.5	4.0	4.5
LPD (W/m ²)	3.0	2.0	2.0	2.0	1.4
WWR	20%	15%	15%	15%	10%
EPI	59.21	49.1	42.7	36.8	28.6



Energy Savings at different star labels



This energy consumption reduction can be attributed to the reduced WWR at 15% compared to 25% for BAU case, a thermally efficient double-glazed unit, air cavity in the external wall assembly and a layer of foamed concrete in the roof



GLOBAL
HOUSING
TECHNOLOGY
CHALLENGE INDIA



Ministry of Housing and Urban Affairs
Government of India



giz Deutsche Gesellschaft
für Internationale
Zusammenarbeit (GIZ) GmbH

Residential Building Star Rating Plan

Hot & Dry

★	$55 < \text{EPI} \leq 67$
★★	$47 < \text{EPI} \leq 55$
★★★	$38 < \text{EPI} \leq 47$
★★★★	$29 < \text{EPI} \leq 38$
★★★★★	$\text{EPI} \leq 29$

Warm & Humid

★	$58 < \text{EPI} \leq 64$
★★	$49 < \text{EPI} \leq 58$
★★★	$39 < \text{EPI} \leq 49$
★★★★	$30 < \text{EPI} \leq 39$
★★★★★	$\text{EPI} \leq 30$

Composite

★	$52 < \text{EPI} \leq 60$
★★	$45 < \text{EPI} \leq 52$
★★★	$37 < \text{EPI} \leq 45$
★★★★	$29 < \text{EPI} \leq 37$
★★★★★	$\text{EPI} \leq 29$

Temperate

★	$28 < \text{EPI} \leq 31$
★★	$24 < \text{EPI} \leq 28$
★★★	$21 < \text{EPI} \leq 24$
★★★★	$17 < \text{EPI} \leq 21$
★★★★★	$\text{EPI} \leq 17$



Scope & type of labelling Program: Bureau of Energy Efficiency

Energy Efficiency Label for
Residential Buildings


‘Applied For’ Label

‘Final’ Label

New
Residences

Existing
Residences

EE Label
for Res
Buildings





Label Criteria

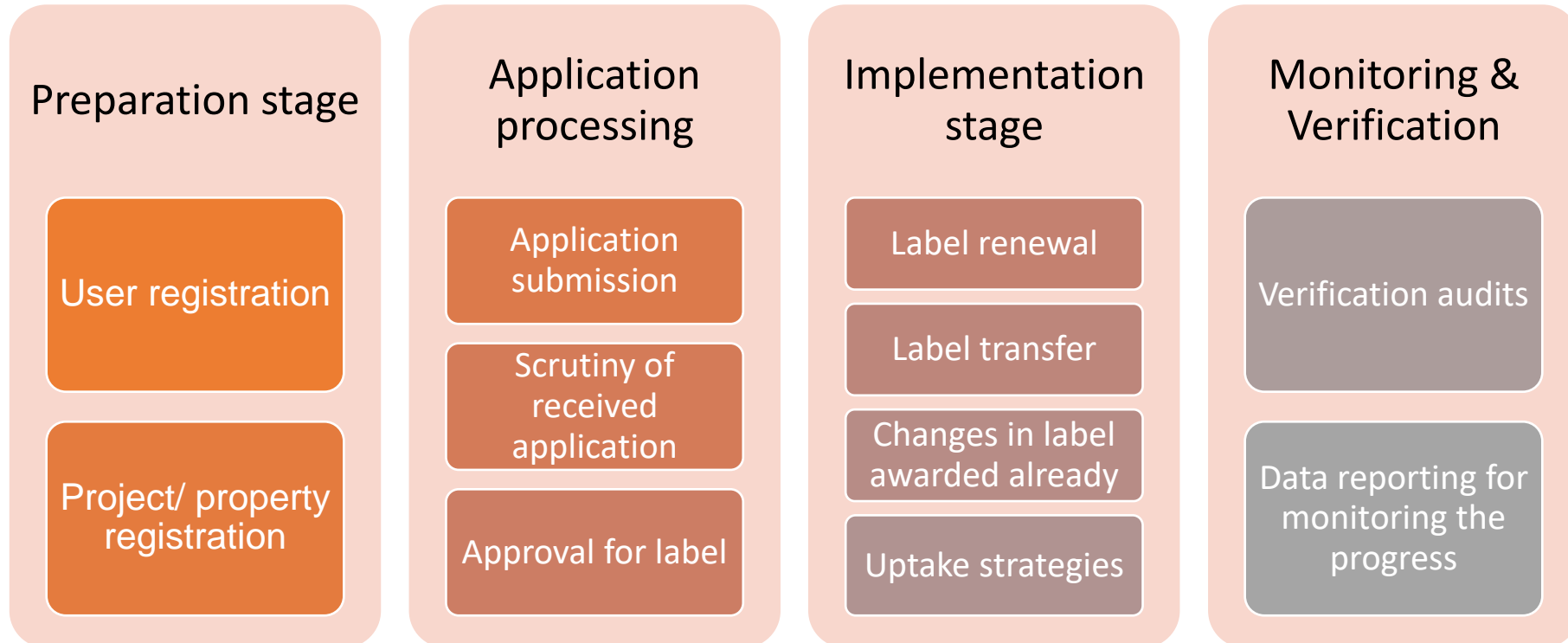
There is **no minimum requirement** with respect to Area or Connected load (kW) for a dwelling unit to be covered under this labeling program.

- ☐ Star Rating awarded in the basis on EPI (**Energy Performance Index**)
- ☐ Energy Performance Index = Annual Energy Consumption (**kWh**)/Built up area (**m²**)
- ☐ BEE has prepared an **online platform** for the User of Label to apply for seeking an award of label under this program
- ☐ The online platform consists of a **Simulation-Based Tool** that will calculate the EPI of respective dwelling unit



Outline of the process for awarding BEE Star Label

- BEE Star Label for Residential Building:
- Applied For Label (specifically for developers or under construction residential buildings – Voluntary)
- Final Asset Label





GLOBAL
HOUSING
TECHNOLOGY
CHALLENGE INDIA



प्रधान मंत्री
आवास योजना-शहरी
Pradhan Mantri Awas Yojana-Urban



Ministry of Housing and Urban Affairs
Government of India



giz Deutsche Gesellschaft
für Internationale
Zusammenarbeit (GIZ) GmbH

BEST PRACTICES



Best Practices in Indian Buildings

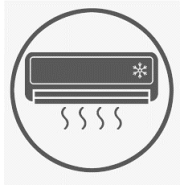
SIERRA's eFACiLiTY® Green Office Building, Coimbatore

- Location Coimbatore, Tamil Nadu
- Coordinates 11° N, 77° E
- Occupancy Type Office
- Typology New Construction
- Climate Type Warm and Humid
- Project Area 2,322 m²
- Grid Connectivity Grid Connected
- EPI 56 KWh/m²/
- Window Wall Ratio (WWR) is less than 40%
- glazing-harvest 86% daylight
- 100% rainwater harvesting and 100% wastewater treatment to tertiary standards- Zero discharge
- species- Landscape water demand reduce 40%





SIERRA's eFACiLiTY® Green Office Building, Coimbatore



Air-Conditioning

- Variable Refrigerant Flow system- Energy Efficiency Ratio (EER) of 13.85
- Smart Sensors - intelligently maintain temperature and fresh air supply

Indoor Air Quality

- Triple filtering & Demand Controlled Ventilation aided by CO₂ sensors
- Real-time IoT sensors- levels of volatile organic compounds, humidity, and particulate matter 2.5 & 10

Water Efficiency

- 89% water savings are achieved using waterless urinals, high efficiency sensor faucets, reuse of treated water for flushing and reuse of stored rainwater for domestic use.
- Sequencing Batch Reactor (SBR) based STP System, rainwater filtration, Raw water treatment UV treatment etc.

Artificial Lighting and Controls

- 100% LED lights- 0.26 W per sq ft
- Sensor-activated passage lights, occupancy sensors, and lux sensors

Energy Monitoring

- Renewable Energy
- 60 KW rooftop solar PV with the automatic sprinkler cooling system- meets 80% of the energy demand and about 33% of the energy use further reducing the EPI to 18.8 KWh/m²/year

Best Practices in Indian Buildings

Industrial building

- Location: Lodsi, India
- Year :2019
- Area: 1000 Sqft
- Architects: Morphogenesis
- Purpose: manufacturing facility for a modern skincare company
- EPI (energy performance index) of 35kWh/m²/year
- <https://www.archdaily.com/>



Best Practices in Indian Buildings

Industrial building

- Location: Lodsi, India
- Year :2019
- Area: 1000 Sqft
- Architects: Morphogenesis
- Purpose: manufacturing facility for a modern skincare company
- EPI (energy performance index) of 35kWh/m²/year
- <https://www.archdaily.com/>





Unnati Office

- Location Greater Noida, Uttar Pradesh
- Coordinates 29° N, 78° E
- Occupancy Type: Office, Private
- Typology New Construction
- Climate Type Composite
- Project Area 3,740 m²
- Date of Completion- 2018
- Grid Connectivity- Grid-connected
- EPI 60 kWh/m²/yr.
- <https://www.archdaily.com/>
- The building performs 59% better than a conventional office building in the region, and 40% of the building energy consumption is met through on site renewable energy generation



Ground Floor Plan – Office layout





Unnati Office

OFFICE – Active cooling system



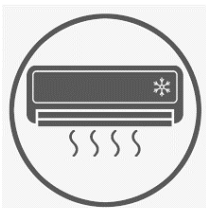
RADIANT COOLING

Radiant cooling handles the sensible heat load



FRESH AIR DUCTED SUPPLY

Fresh air supply also handles the latent heat load



Air-Conditioning

- The building has a hybrid HVAC system which is a combination of water-cooled air handling units and ceiling-embedded radiant cooling system.
- Cooling load distribution of the system is such that 55% of the load is met by the radiant cooling system and 45% by AHUs.




Building Envelope and Fenestration

- Truss reinforced insulated concrete panels (TRIC) used for the exterior walls are 25 mm concrete (AAC), 60 mm expanded polystyrene (EPS), and 25 mm concrete (AAC), and 10 mm plaster.
- The green roof insulation materials are 13 mm extruded polystyrene insulation and a 300 mm layer of green roof soil substrate



DayLighting

- 90% of the office spaces, including the core and service areas, receive uniformly distributed daylight.
- This can be attributed to the form, central courtyard, shallow floor plates, appropriate sizing and distribution of openings.
- All the windows have box shading that prevents glare.



Renewable Energy

The building draws 40% of its energy from the roof-top PV plant. The installed 100 kW solar PV generates 146 MWh/yr.

Best Practices in International Buildings

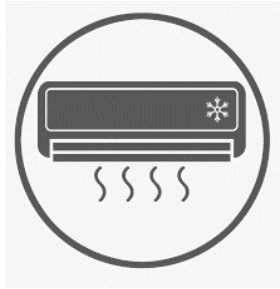
Shenzhen Institute of Building Research (IBR) Headquarters

- Location Shenzhen, China
- Coordinates 39° N, 116° E
- Occupancy Type Office + research labs
- Typology New Construction
- Climate Type Humid subtropical
- Project Area 18,169 m²
- Grid Connectivity Grid Connected
- EPI 63 kWh/m²/yr
- <https://www.hpbmagazine.org/>
- Roof garden (green roof) shaded with a PV canopy
- Walls Type Insulated concrete panel with aluminum cladding
- Glazing Percentage Varies by orientation from 30% to 70%
- Windows-Effective U-factor for Assembly 0.35 Btu/h·ft²°F
- Solar Heat Gain Coefficient (SHGC) 0.4
- Visual Transmittance 0.45
- Acoustic Isolation Performance 60 dbA





Shenzhen Institute of Building Research (IBR) Headquarters



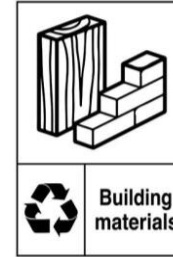
Air-Conditioning

Natural ventilation in all the office spaces allows for direct contact with nature, and uses 30% less air conditioning. Water-loop heat pump, water-source heat pump, temperature and humidity are independently controlled, and high-efficiency and energy-saving air conditioning.



Roof Garden

A vertical landscape distributed throughout the building doubles the area available for greenery compared to the building's original footprint. The roof garden, "sky garden," and patio garden all help restore the ecological balance of the building site.



Material

Concrete with high-percent recycled material, wood products with 10% recycled materials. Construction materials sorted and collected for recycling. Use of local and native materials. Low-emission interior finishes.



Artificial Lighting and Controls

Daylight for all the office spaces means no artificial lighting is needed during the day and provides views of the surrounding mountains from all of the workstations.



Best Practices in International Buildings

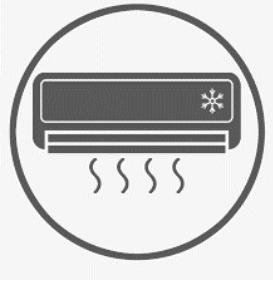
Bayalpata Hospital

- Location: Achham Nepal
- Coordinates: 29° N, 81° E
- Occupancy Type: Medical Complex
- Climate Type- Subtropical (due to elevation)
- Project Area: 4,225 m²
- Date of Completion 2019
- Grid Connectivity: Grid-connected
- EPI- 10 kWh/m²/yr
- The architecture maintains a vernacular scale through setbacks, gabled roofs, and low-cost heat-storing materials.





Bayalpata Hospital



Air-Conditioning

The structure comprises of massive rammed earth walls with insulated roofs. Material with thermal mass retains daytime heat gain in winter, while keeping the interiors cool by preventing overheating during summer.

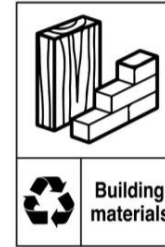
The cross-breezes through courtyards, aided by clerestory ventilation and ceiling fans, promote natural ventilation and improve comfort conditions



Passive Strategies


The architecture maintains a vernacular scale through setbacks, gabled roofs, and low-cost heat-storing materials.

The complex includes low-rise one- and two-story structures organized around landscaped courtyards. The structures are heated and cooled passively (with the exception of the operating theatre and laboratories that are mechanically conditioned).



Material

Soil from the site was mixed with 6% cement content to stabilize the earth for better durability and seismic resistance. Reusable, plastic lock-in-place formwork facilitated faster construction, while local stone was used for foundations, pathways, and retaining walls.



Artificial Lighting and Controls

Inside the buildings, tall narrow windows and south-facing series of glazed clerestories brings in natural daylight reducing the need for artificial lighting.



Best Practices in International Buildings

Nowon Energy Zero House (EZ House)

- Location: Seoul, South Korea
- Coordinates 37° N, 127° E
- Occupancy Type- Multi-unit housing complex
- Climate Type Continental
- Project Area 17,652 m²
- Grid Connectivity Grid Connected
- <https://www.schoeck.com/en/case-studies/nowon-energy-zero-house-ez-house>





Nowon Energy Zero House (EZ House)



- ❑ **Nowon EZ House**, Korea's first zero-energy multi-unit housing complex, is the result of the project “Zero Energy Housing Activation Optimization Model Development and Demonstration Complex Development”
- ❑ Nowon EZ House was built using the highest level of passive technology and materials in Korea, some of which were the first to be used in the country.
- ❑ Structural thermal break solutions Schöck Isokorb® XT type K and XT type Z have been applied to prevent the thermal bridges in the balcony area.
- ❑ Thanks to the new technologies, EZ House is aimed to maintain a temperature of 20°C to 22°C in winter and 26°C to 28°C in summer – without any heating or cooling



Mobil House

- Location Dhaka
- Coordinates 23.8° N, 90.4° E
- Occupancy Type: Office
- Climate Type Tropical wet and dry climate
- Project Area 6,673 m²
- Date of Completion Oct 2019
- Grid Connectivity Grid-connected
- EPI (kWh/m²/yr)- 58 kWh/m²/yr

Site Layout & Planning

Due to size constraints of the site, the green cover on site is minimal. However, significant foliage has been incorporated within the large terraces distributed throughout the building. Potted plants and vertical gardens compensate for the lack of surface green cover.


Climate Responsive Design

The most striking feature of the building includes the landscaped and shaded terraces. These act as thermal buffers for the interior spaces.





Mobil House



Form and Massing

- The building mass has been oriented such that circulation elements like lift core and staircases are situated along the West façade.
- This shields the regularly occupied spaces like offices and reception from the solar gains from the west façade.
- The northeast façade, with less solar gain potential, incorporates large windows to allow daylight and outdoor views.

Facade and Envelope

- The envelope is made of 300 mm thick concrete walls, leading to high thermal mass which shields the buildings from heat gain during the daytime.
- The deep building terraces and courtyards enhance biophilia and create shaded outdoor breakout spaces.
- the windows – double-glazed panels with low emissivity and a U-value $1.1 \text{ W/m}^2\text{k}$ – also reduce heat gain.
- The glazing has a shading coefficient of less than 0.25, leading to further reduction in solar heat gain.

Daylight Design

- The building form is optimized to let in daylight, blocking solar heat gain.
- This is done through the deep terraces of the building which provide shading to the north-east façade.
- This façade, with its row of large windows, also lets in plenty of daylight.
- A significant number of occupants have access to daylight and views to the outside

Session for



Thank You